



INFO~TECH  
RESEARCH GROUP

DATA QUADRANT REPORT

# Enterprise Architecture

JANUARY 2024

**This report features:** HOPEX Platform | Capsifi Jalapeno | LeanIX EAM | SAMU | QualiWare EA | Ardoq | ValueBlue | Essential Project | Sparx Systems EA | OrbusInfinity | Avolution Abacus

324

REVIEWS

15

PRODUCTS INCLUDED



# Table of Contents

|    |                           |
|----|---------------------------|
| 3  | Data Quadrant             |
| 4  | Category Overview         |
| 6  | Vendor Capability Summary |
| 9  | Vendor Capabilities       |
| 21 | Product Feature Summary   |
| 25 | Product Features          |

## How to Use the Report

Info-Tech's Data Quadrant Reports provide a comprehensive evaluation of popular products in the Enterprise Architecture market. This buyer's guide is designed to help prospective purchasers make better decisions by leveraging the experiences of real users.

The data in this report is collected from real end users, meticulously verified for veracity, exhaustively analyzed, and visualized in easy to understand charts and graphs. Each product is compared and contrasted with all other products in the category to create a holistic, unbiased view of the product landscape.

Use this report to determine which product is right for your organization. For highly detailed reports on individual products, see Info-Tech's Product Scorecard.

---

This report is available free of charge for internal use only to assist with software evaluation and selection. Sharing, republishing, distributing, or otherwise copying any portion of this report without the express written consent of SoftwareReviews.com is strictly prohibited.

© 2024 SoftwareReviews.com. All rights reserved.



# Software Directory

## ENTERPRISE ARCHITECTURE SOFTWARE

Selecting software can be overwhelming and one of the biggest challenges facing organizations is understanding the marketplace and identifying all of the available vendors and products. The Software Directory is a comprehensive list of all relevant software products in a particular category. Use this page to create the right product shortlist by exploring all of the options available to your organization.

## Enterprise Architecture Software

 **AccentureStrategy Enterprise Architecture**

 **Ardoq**

 **Avolution Abacus**

 **Bizzdesign Horizzon**

 **BOC Group Adoit**

 **Capsifi Jalapeno**

 **erwin Evolve by Quest**

 **Essential Project**

 **HOPEX Platform**

**HP Enterprise Maps**

 **Iteraplan EAM**

 **LeanIX Enterprise Architecture Management**

 **NDS Global Enterprise Architecture**

 **No Magic Cameo Enterprise Architecture**

 **opentext™ OpenText ProVision**

 **OrbusInfinity**

 **Planview Enterprise Architecture**

 **QPR EnterpriseArchitect**

 **QualiWare Enterprise Architect**

 **SAMU**

 **SAP PowerDesigner**

 **SoftwareAG Alfabet**

 **Sparx Systems Enterprise Architect**

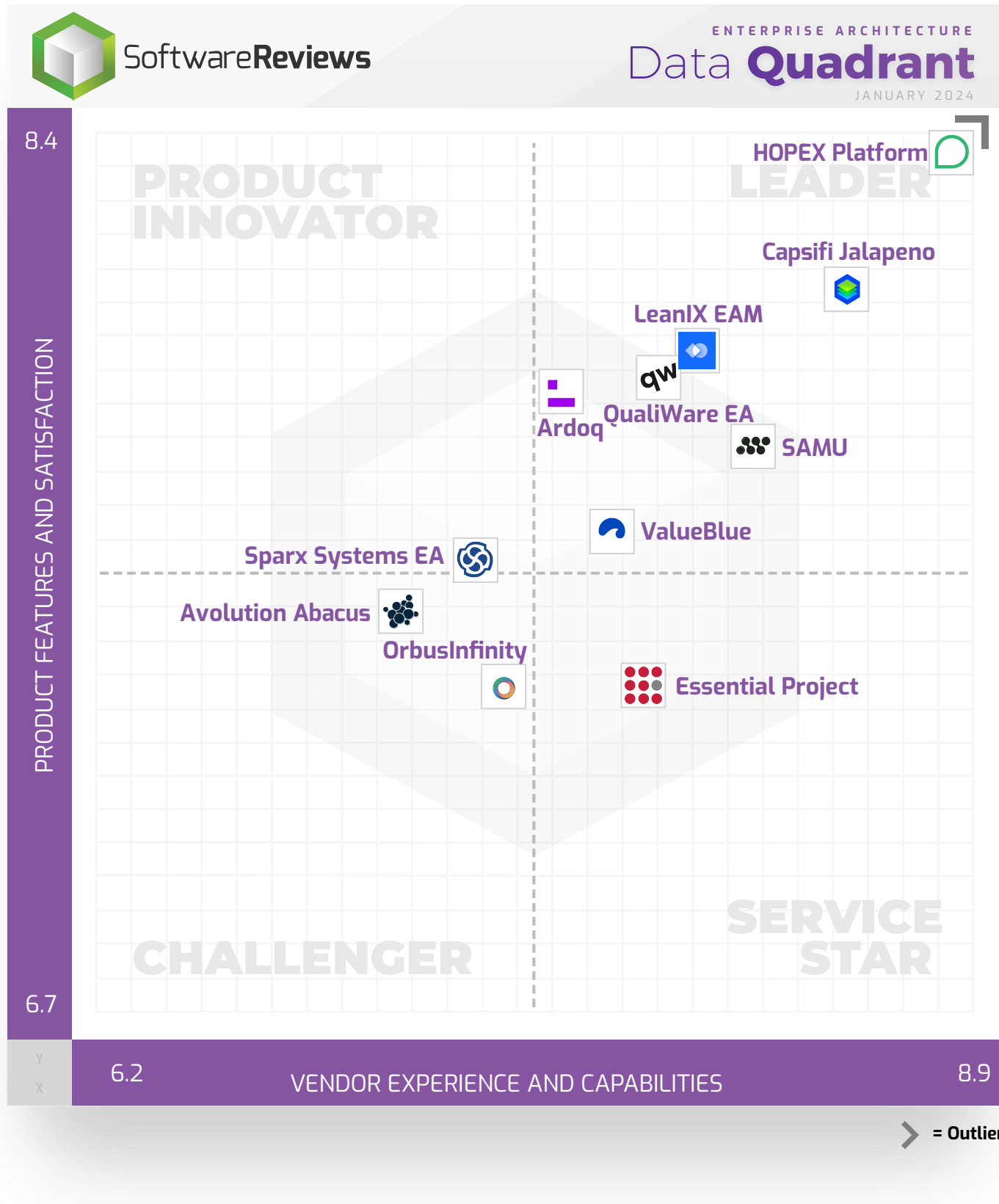
 **ValueBlue**



# SOFTWARE REVIEWS Data Quadrant



Assess vendor and product performance at a glance and use the SoftwareReviews Data Quadrant to identify which products and vendors are leading the pack and which are trailing.



## ENTERPRISE ARCHITECTURE

The Software Reviews Data Quadrant evaluates and ranks products based on feedback from IT and business professionals. The placement of a software in the Data Quadrant indicates its relative ranking as well as its categorization.

### The Complete Software Experience

When distilled down, the software experience is shaped by both the experience with the software and the relationship with the vendor. Evaluating enterprise software along these two dimensions provides a comprehensive understanding of the product and helps identify vendors that can deliver on both.

#### Product Features and Satisfaction

The satisfaction is captured in the overall satisfaction score, which is driven by the likelihood of users to recommend the software, combined with user satisfaction across top product features.

#### Vendor Experience and Capabilities






































The vendor relationship is calculated in a weighted average of the satisfaction scores tied to vendor capabilities (e.g. software implementation, training, customer support, product roadmap) as well as emotional response ratings toward the vendor (e.g. trustworthy, respectful, fair).

**Note:** The axes ranges are dynamically adjusted based on minimum and maximum values in the dataset.

# Category Overview

This page provides a high level summary of product performance within the Enterprise Architecture category. Products are ranked by a composite satisfaction score (Composite Score) that averages four different areas of evaluation: Net Emotional Footprint, Vendor Capabilities, Product Features, and Likeliness to Recommend. The Net Emotional Footprint Score measures user emotional response ratings of the vendor (e.g. trustworthy, respectful, fair).

Use this data to get a sense of the field, and to see how the products you're considering stack up.

| RANK  | PRODUCT   | COMPOSITE SCORE | NET EMOTIONAL FOOTPRINT  | NET EMOTIONAL FOOTPRINT DISTRIBUTION   | VENDOR CAPABILITIES | PRODUCT FEATURES | LIKELINESS TO RECOMMEND | NUMBER OF REVIEWS |
|---|---|-----------------|--|--|---------------------|------------------|-------------------------|-------------------|
|   |  HOPEX Platform      | 9.3/10          | +93           |  2% NEGATIVE 95% POSITIVE   | 89%                 | 93%              | 95%                     | 77                |
|   |  Capsifi Jalapeno    | 8.4/10          | +91           |  2% NEGATIVE 93% POSITIVE   | 80%                 | 73%              | 87%                     | 38                |
|   |  LeanIX EAM          | 8.1/10          | +94           |  -- NEGATIVE 95% POSITIVE   | 87%                 | 88%              | 92%                     | 19                |
|   |  SAMU                | 8.1/10          | +94           |  -- NEGATIVE 95% POSITIVE   | 84%                 | 77%              | 91%                     | 23                |
|  |  QualiWare EA       | 8.0/10          | +92          |  -- NEGATIVE 93% POSITIVE  | 80%                 | 83%              | 89%                     | 19                |
| 6   |  Ardoq             | 7.8/10          | +84         |  3% NEGATIVE 87% POSITIVE | 80%                 | 83%              | 88%                     | 17                |
| 7   |  ValueBlue         | 7.7/10          | +92         |  2% NEGATIVE 94% POSITIVE | 77%                 | 76%              | 89%                     | 15                |
| 8   |  Essential Project | 7.6/10          | +92         |  -- NEGATIVE 92% POSITIVE | 79%                 | 73%              | 84%                     | 15                |
| 9   |  Sparx Systems EA  | 7.5/10          | +87         |  2% NEGATIVE 89% POSITIVE | 77%                 | 77%              | 92%                     | 18                |
| 10  |  OrbusInfinity     | 7.4/10          | +83         |  2% NEGATIVE 85% POSITIVE | 76%                 | 75%              | 80%                     | 24                |
| <b>AVERAGE SCORES</b>   |   | <b>7.9/10</b>   | <b>+89</b>  |  2% NEGATIVE 91% POSITIVE | <b>81%</b>          | <b>79%</b>       | <b>89%</b>              | <b>25</b>         |

# Category Overview

This page provides a high level summary of product performance within the Enterprise Architecture category. Products are ranked by a composite satisfaction score (Composite Score) that averages four different areas of evaluation: Net Emotional Footprint, Vendor Capabilities, Product Features, and Likeliness to Recommend. The Net Emotional Footprint Score measures user emotional response ratings of the vendor (e.g. trustworthy, respectful, fair).

Use this data to get a sense of the field, and to see how the products you're considering stack up.

| RANK  | PRODUCT             | COMPOSITE SCORE | NET EMOTIONAL FOOTPRINT | NET EMOTIONAL FOOTPRINT DISTRIBUTION | VENDOR CAPABILITIES | PRODUCT FEATURES | LIKELINESS TO RECOMMEND | NUMBER OF REVIEWS |
|---|---------------------|-----------------|-------------------------|--------------------------------------|---------------------|------------------|-------------------------|-------------------|
| 11  | Avolution Abacus    | 7.3/10          | +80                     | 4% NEGATIVE 84% POSITIVE             | 79%                 | 80%              | 87%                     | 15                |
| PRODUCTS BELOW INELIGIBLE FOR AWARDS DUE TO INSUFFICIENT RECENT REVIEWS |                     |                 |                         |                                      |                     |                  |                         |                   |
| --  | Planview EA         | 7.5/10          | +87                     | -- NEGATIVE 88% POSITIVE             | 81%                 | 80%              | 90%                     | 6                 |
| --  | SAP PowerDesigner   | 7.3/10          | +85                     | 2% NEGATIVE 87% POSITIVE             | 85%                 | 86%              | 89%                     | 10                |
| --  | SoftwareAG Alfabet  | 6.3/10          | +70                     | 3% NEGATIVE 73% POSITIVE             | 71%                 | 72%              | 80%                     | 16                |
| --  | Bizzdesign Horizzon | 5.1/10          | +39                     | 16% NEGATIVE 55% POSITIVE            | 63%                 | 69%              | 68%                     | 12                |



# Vendor Capability Summary

This page summarizes user satisfaction with a variety of vendor capabilities regarding their product offering(s). Look for strong and consistent performance across the board when assembling your shortlist, and follow-up on areas of concern during the evaluation and negotiation processes.

| PRODUCT  | OVERALL CAPABILITY SATISFACTION | BUSINESS VALUE CREATED | BREADTH OF FEATURES | QUALITY OF FEATURES | PRODUCT STRATEGY AND RATE OF IMPROVEMENT | USABILITY AND INTUITIVENESS | VENDOR SUPPORT | EASE OF DATA INTEGRATION | EASE OF ADMINISTRATION | EASE OF CUSTOMIZATION | AVAILABILITY AND QUALITY OF TRAINING | EASE OF IMPLEMENTATION |
|--|---------------------------------|------------------------|---------------------|---------------------|--|-----------------------------|----------------|--------------------------|------------------------|-----------------------|--------------------------------------|------------------------|
| <b>HOPEX Platform</b>                            | <b>89%</b>                      | <b>90%</b>             | <b>90%</b>          | <b>89%</b>          | <b>88%</b>                               | <b>85%</b>                  | <b>94%</b>     | <b>88%</b>               | <b>90%</b>             | <b>89%</b>            | <b>90%</b>                           | <b>91%</b>             |
| <b>LeanIX Enterprise Architecture Management</b> | <b>88%</b>                      | <b>90%</b>             | <b>84%</b>          | <b>86%</b>          | <b>88%</b>                               | <b>89%</b>                  | <b>90%</b>     | <b>86%</b>               | <b>92%</b>             | <b>84%</b>            | <b>79%</b>                           | <b>93%</b>             |
| <b>SAMU</b>                                      | <b>85%</b>                      | <b>86%</b>             | <b>80%</b>          | <b>84%</b>          | <b>79%</b>                               | <b>78%</b>                  | <b>95%</b>     | <b>83%</b>               | <b>85%</b>             | <b>87%</b>            | <b>87%</b>                           | <b>87%</b>             |
| <b>Ardoq</b>                                     | <b>81%</b>                      | <b>77%</b>             | <b>72%</b>          | <b>81%</b>          | <b>90%</b>                               | <b>81%</b>                  | <b>90%</b>     | <b>77%</b>               | <b>79%</b>             | <b>72%</b>            | <b>84%</b>                           | <b>85%</b>             |
| <b>QualiWare Enterprise Architect</b>            | <b>80%</b>                      | <b>86%</b>             | <b>86%</b>          | <b>74%</b>          | <b>80%</b>                               | <b>72%</b>                  | <b>79%</b>     | <b>80%</b>               | <b>75%</b>             | <b>84%</b>            | <b>85%</b>                           | <b>83%</b>             |
| <b>Avolution Abacus</b>                          | <b>80%</b>                      | <b>81%</b>             | <b>77%</b>          | <b>77%</b>          | <b>82%</b>                               | <b>76%</b>                  | <b>89%</b>     | <b>78%</b>               | <b>82%</b>             | <b>83%</b>            | <b>83%</b>                           | <b>75%</b>             |
| <b>Capsifi Jalapeno</b>                          | <b>80%</b>                      | <b>80%</b>             | <b>80%</b>          | <b>76%</b>          | <b>77%</b>                               | <b>70%</b>                  | <b>96%</b>     | <b>73%</b>               | <b>79%</b>             | <b>77%</b>            | <b>85%</b>                           | <b>84%</b>             |
| <b>Essential Project</b>                         | <b>80%</b>                      | <b>85%</b>             | <b>85%</b>          | <b>80%</b>          | <b>83%</b>                               | <b>67%</b>                  | <b>84%</b>     | <b>71%</b>               | <b>79%</b>             | <b>83%</b>            | <b>73%</b>                           | <b>83%</b>             |
| <b>Sparx Systems Enterprise Architect</b>        | <b>78%</b>                      | <b>86%</b>             | <b>93%</b>          | <b>84%</b>          | <b>80%</b>                               | <b>72%</b>                  | <b>74%</b>     | <b>70%</b>               | <b>80%</b>             | <b>72%</b>            | <b>67%</b>                           | <b>75%</b>             |
| <b>ValueBlue</b>                                 | <b>77%</b>                      | <b>76%</b>             | <b>72%</b>          | <b>77%</b>          | <b>71%</b>                               | <b>84%</b>                  | <b>86%</b>     | <b>75%</b>               | <b>73%</b>             | <b>75%</b>            | <b>80%</b>                           | <b>78%</b>             |
| <b>CATEGORY AVERAGE</b>                          | <b>81%</b>                      | <b>83%</b>             | <b>81%</b>          | <b>80%</b>          | <b>82%</b>                               | <b>77%</b>                  | <b>87%</b>     | <b>79%</b>               | <b>81%</b>             | <b>80%</b>            | <b>81%</b>                           | <b>83%</b>             |

# Vendor Capability Summary

This page summarizes user satisfaction with a variety of vendor capabilities regarding their product offering(s). Look for strong and consistent performance across the board when assembling your shortlist, and follow-up on areas of concern during the evaluation and negotiation processes.

| PRODUCT                 | OVERALL CAPABILITY SATISFACTION | BUSINESS VALUE CREATED | BREADTH OF FEATURES | QUALITY OF FEATURES | PRODUCT STRATEGY AND RATE OF IMPROVEMENT | USABILITY AND INTUITIVENESS | VENDOR SUPPORT | EASE OF DATA INTEGRATION | EASE OF ADMINISTRATION | EASE OF CUSTOMIZATION | AVAILABILITY AND QUALITY OF TRAINING | EASE OF IMPLEMENTATION |
|-------------------------|---------------------------------|------------------------|---------------------|---------------------|--|-----------------------------|----------------|--------------------------|------------------------|-----------------------|--------------------------------------|------------------------|
| <b>OrbusInfinity</b>    | <b>76%</b>                      | <b>75%</b>             | <b>76%</b>          | <b>71%</b>          | <b>79%</b>                               | <b>71%</b>                  | <b>79%</b>     | <b>84%</b>               | <b>77%</b>             | <b>70%</b>            | <b>76%</b>                           | <b>80%</b>             |
| <b>CATEGORY AVERAGE</b> | <b>81%</b>                      | <b>83%</b>             | <b>81%</b>          | <b>80%</b>          | <b>82%</b>                               | <b>77%</b>                  | <b>87%</b>     | <b>79%</b>               | <b>81%</b>             | <b>80%</b>            | <b>81%</b>                           | <b>83%</b>             |

| PRODUCTS BELOW INELIGIBLE FOR AWARDS DUE TO INSUFFICIENT RECENT REVIEWS |            |            |            |            |            |            |            |            |            |            |            |            |
|---|------------|------------|------------|------------|------------|------------|------------|------------|------------|------------|------------|------------|
| <b>SoftwareAG Alfabet</b>   | <b>71%</b> | <b>70%</b> | <b>80%</b> | <b>72%</b> | <b>72%</b> | <b>52%</b> | <b>79%</b> | <b>67%</b> | <b>72%</b> | <b>66%</b> | <b>78%</b> | <b>75%</b> |
| <b>Bizzdesign Horizzon</b>  | <b>63%</b> | <b>69%</b> | <b>71%</b> | <b>58%</b> | <b>72%</b> | <b>59%</b> | <b>70%</b> | <b>57%</b> | <b>61%</b> | <b>53%</b> | <b>68%</b> | <b>61%</b> |
| <b>SAP PowerDesigner</b>  | <b>85%</b> | <b>89%</b> | <b>80%</b> | <b>92%</b> | <b>76%</b> | <b>83%</b> | <b>82%</b> | <b>93%</b> | <b>89%</b> | <b>89%</b> | <b>75%</b> | <b>90%</b> |
| <b>Planview Enterprise Architecture</b>                                 | <b>81%</b> | <b>88%</b> | <b>83%</b> | <b>80%</b> | <b>86%</b> | <b>75%</b> | <b>80%</b> | <b>73%</b> | <b>80%</b> | <b>81%</b> | <b>86%</b> | <b>84%</b> |



# Vendor Capability Satisfaction

This section provides detailed information on user satisfaction for each vendor capability regarding their product offering(s). Use these pages to dig deeper into areas of particular interest or concern.

## Vendor Capabilities

This table lists and briefly describes all vendor capabilities that are evaluated in the Enterprise Architecture software category. For your convenience, you will also find longer descriptions of the capabilities under the capability subheadings in the subsequent pages.


|  |  |  |  |
|--|--|--|--|
| <p><b>Business Value Created</b></p>                   | <p>The underlying purpose of software is to create value for employees, customers, partners and ultimately shareholders. As a result, it is imperative that any software selection be aligned with the organization's needs and deliver enough business value to justify the cost. The data below highlights the satisfaction level associated with the business value derived from various product offerings. Use this information to identify the software that consistently creates business value for its customers.</p> | <p><b>Vendor Support</b></p>                       | <p>The importance of vendor support will vary for each organization depending on internal capabilities, but there will always be issues that only the vendor can resolve. Use the data in this section to see which vendors tend to under-serve their product and which will offer quality support.</p>  |
| <p><b>Breadth of Features</b></p>                      | <p>Users prefer to work with feature rich software that enables them to perform diverse series of tasks as opposed to one they find restrictive. The data below highlights the satisfaction level associated with the breadth of features from various product offerings. Use this information to identify which software offers valuable comprehensive functionality that extends beyond the basic level.</p>   | <p><b>Ease of Data Integration</b></p>             | <p>The ability to integrate with other systems is increasingly important; without this, manual data loading and extraction can be time-consuming and prone to error. Use this section to see which vendors will cause headaches and which will make data integration easy.</p>   |
| <p><b>Quality of Features</b></p>                      | <p>Feature quality is just as important as quantity. Software needs to do what you're purchasing it to do, easily, intuitively, reliably, and effectively. Use the data in this section to gauge whether or not a product follows through on the marketing hype by delivering high quality features.</p>   | <p><b>Ease of Administration</b></p>               | <p>Administrative interfaces don't get the same attention as those built for end users, but they shouldn't be clunky or unintuitive. Use the data in this section to determine which vendors make administration easy, so that your IT personnel can resolve issues and perform configurations efficiently and effectively.</p>  |
| <p><b>Product Strategy and Rate of Improvement</b></p> | <p>Purchasing software can be a significant commitment, so it's important to know if your vendor is serious about the need for constant improvement and deliberate strategic direction. Vendors who don't stay on top of emerging needs and trends won't enable you to meet your business goals. Use the data in this section to separate innovators from imposters.</p>   | <p><b>Ease of Customization</b></p>                | <p>Out-of-the-box functionality often isn't enough, especially for niche or industry-specific software, and the reason you're buying rather than building is to save time and money in the first place. Don't get bogged down in a difficult customization; use the data in this section to make sure you can easily achieve the functionality you need for your particular situation.</p> |
| <p><b>Usability And Intuitiveness</b></p>              | <p>End user learning curves cost the organization money. Pay attention to your end users' technical ability to determine how important UX is in your purchase.</p>   | <p><b>Availability and Quality of Training</b></p> | <p>Effective and readily available training enables users to get the most out of the software you've chosen. Use this section to make sure your vendor's training programs and materials measure up.</p>   |
|  |  | <p><b>Ease of Implementation</b></p>               | <p>Choosing the right software is only the first step. Successfully implementing the new solution is necessary in order to realize its full value and promote end user adoption. Use the data in this section to determine which software is easy to implement, and which may jeopardize your goals by causing trouble in this stage.</p>  |

# Vendor Capability Satisfaction

This section provides detailed information on user satisfaction for each vendor capability regarding their product offering(s). Use these pages to dig deeper into areas of particular interest or concern.

## Business Value Created

The underlying purpose of software is to create value for employees, customers, partners and ultimately shareholders. As a result, it is imperative that any software selection be aligned with the organization's needs and deliver enough business value to justify the cost. The data below highlights the satisfaction level associated with the business value derived from various product offerings. Use this information to identify the software that consistently creates business value for its customers.



PRODUCTS BELOW INELIGIBLE FOR AWARDS DUE TO INSUFFICIENT RECENT REVIEWS

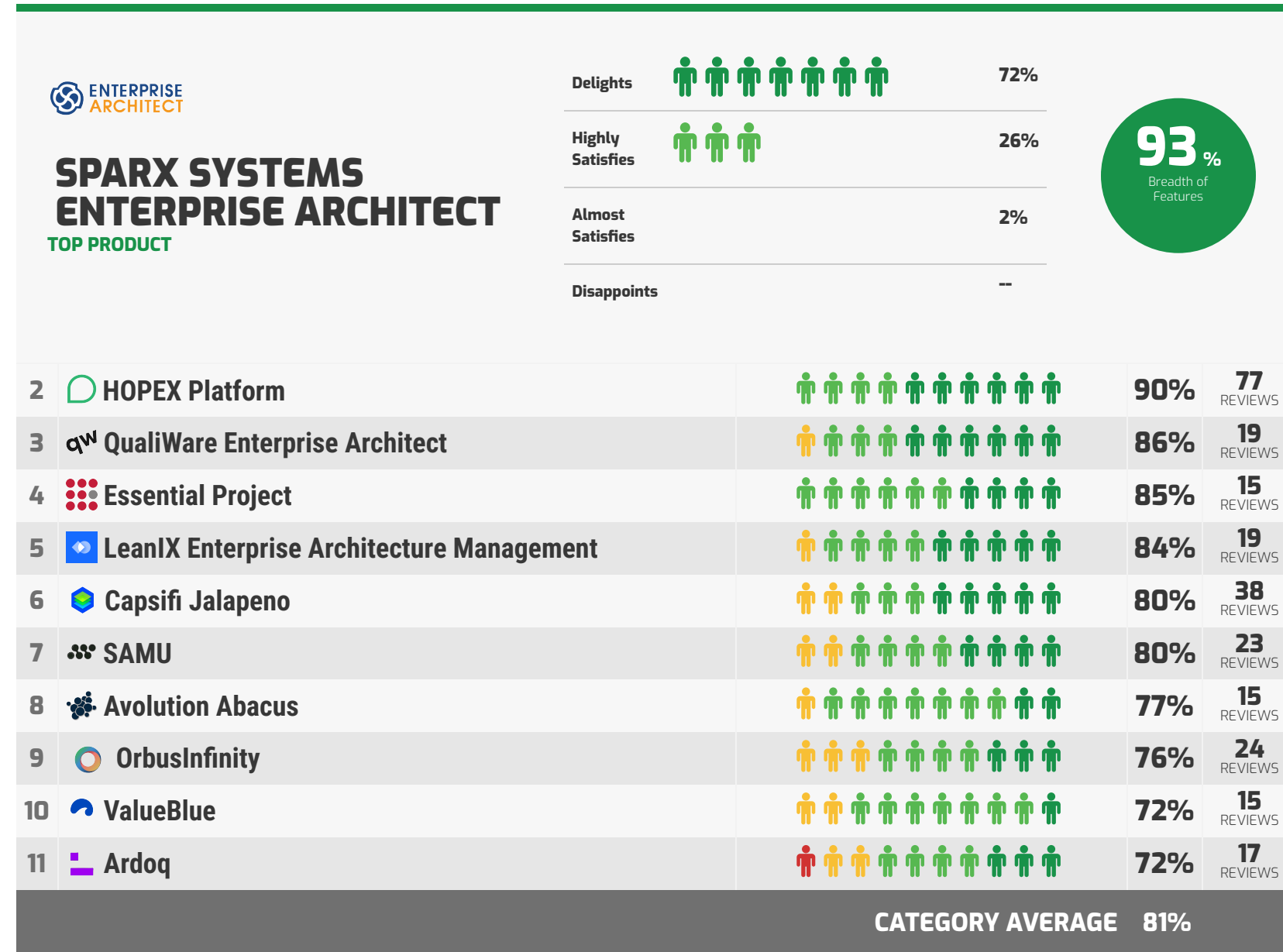
|    |                                  |     |            |
|----|----------------------------------|-----|------------|
| -- | SoftwareAG Alfabet               | 70% | 16 REVIEWS |
| -- | Bizzdesign Horizzon              | 69% | 12 REVIEWS |
| -- | SAP SAP PowerDesigner            | 89% | 10 REVIEWS |
| -- | Planview Enterprise Architecture | 88% | 6 REVIEWS  |

# Vendor Capability Satisfaction

This section provides detailed information on user satisfaction for each vendor capability regarding their product offering(s). Use these pages to dig deeper into areas of particular interest or concern.

## Breadth of Features

Users prefer to work with feature rich software that enables them to perform diverse series of tasks as opposed to one they find restrictive. The data below highlights the satisfaction level associated with the breadth of features from various product offerings. Use this information to identify which software offers valuable comprehensive functionality that extends beyond the basic level.



PRODUCTS BELOW INELIGIBLE FOR AWARDS DUE TO INSUFFICIENT RECENT REVIEWS

|    |                                  |  |                |
|----|----------------------------------|--|----------------|
| -- | SoftwareAG Alfabet               |  | 80% 16 REVIEWS |
| -- | Bizzdesign Horizzon              |  | 71% 12 REVIEWS |
| -- | SAP PowerDesigner                |  | 80% 10 REVIEWS |
| -- | Planview Enterprise Architecture |  | 83% 6 REVIEWS  |

# Vendor Capability Satisfaction

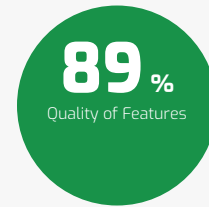
This section provides detailed information on user satisfaction for each vendor capability regarding their product offering(s). Use these pages to dig deeper into areas of particular interest or concern.

## Quality of Features

Feature quality is just as important as quantity. Software needs to do what you're purchasing it to do, easily, intuitively, reliably, and effectively. Use the data in this section to gauge whether or not a product follows through on the marketing hype by delivering high quality features.



|                  |  |     |
|------------------|--|-----|
| Delights         |  | 59% |
| Highly Satisfies |  | 38% |
| Almost Satisfies |  | 2%  |
| Disappoints      |  | --  |



|    |   |  |     |            |
|----|---|--|-----|------------|
| 2  | LeanIX Enterprise Architecture Management |  | 86% | 19 REVIEWS |
| 3  | Sparx Systems Enterprise Architect        |  | 84% | 18 REVIEWS |
| 4  | SAMU                                      |  | 84% | 23 REVIEWS |
| 5  | Ardoq                                     |  | 81% | 17 REVIEWS |
| 6  | Essential Project                         |  | 80% | 15 REVIEWS |
| 7  | Avolution Abacus                          |  | 77% | 15 REVIEWS |
| 8  | ValueBlue                                 |  | 77% | 15 REVIEWS |
| 9  | Capsifi Jalapeno                          |  | 76% | 38 REVIEWS |
| 10 | QualiWare Enterprise Architect            |  | 74% | 19 REVIEWS |
| 11 | OrbusInfinity                             |  | 71% | 24 REVIEWS |

CATEGORY AVERAGE 80%

PRODUCTS BELOW INELIGIBLE FOR AWARDS DUE TO INSUFFICIENT RECENT REVIEWS

|    |                                  |  |     |            |
|----|----------------------------------|--|-----|------------|
| -- | SoftwareAG Alfabet               |  | 72% | 16 REVIEWS |
| -- | Bizzdesign Horizzon              |  | 58% | 12 REVIEWS |
| -- | SAP PowerDesigner                |  | 92% | 10 REVIEWS |
| -- | Planview Enterprise Architecture |  | 80% | 6 REVIEWS  |

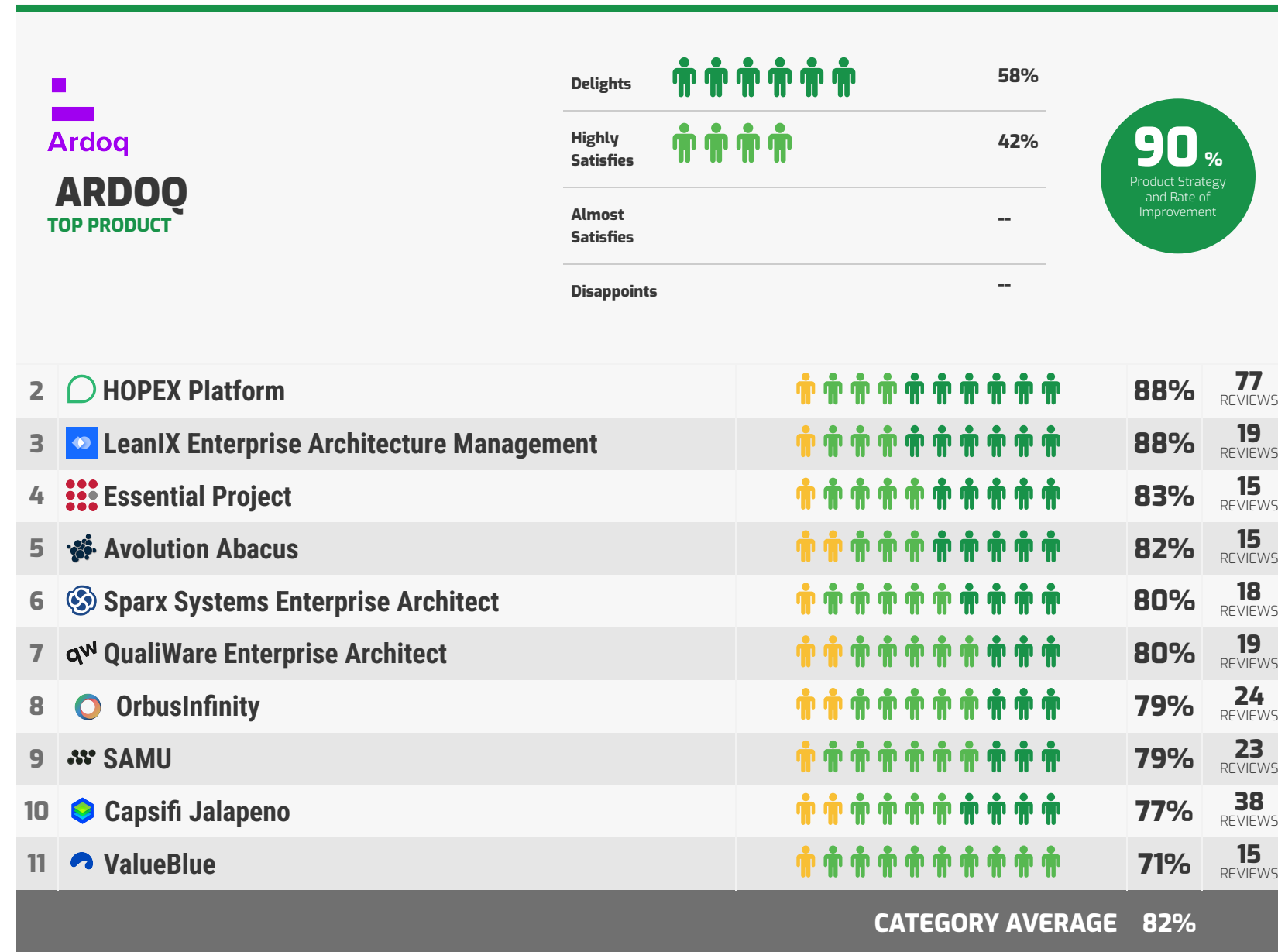


# Vendor Capability Satisfaction

This section provides detailed information on user satisfaction for each vendor capability regarding their product offering(s). Use these pages to dig deeper into areas of particular interest or concern.

## Product Strategy and Rate of Improvement

Purchasing software can be a significant commitment, so it's important to know if your vendor is serious about the need for constant improvement and deliberate strategic direction. Vendors who don't stay on top of emerging needs and trends won't enable you to meet your business goals. Use the data in this section to separate innovators from imposters.



### PRODUCTS BELOW INELIGIBLE FOR AWARDS DUE TO INSUFFICIENT RECENT REVIEWS























|    |                                  |  |     |            |
|----|----------------------------------|--|-----|------------|
| -- | SoftwareAG Alfabet               |  | 72% | 16 REVIEWS |
| -- | Bizzdesign Horizon               |  | 72% | 12 REVIEWS |
| -- | SAP PowerDesigner                |  | 76% | 10 REVIEWS |
| -- | Planview Enterprise Architecture |  | 86% | 6 REVIEWS  |

# Vendor Capability Satisfaction









This section provides detailed information on user satisfaction for each vendor capability regarding their product offering(s). Use these pages to dig deeper into areas of particular interest or concern.

## Usability And Intuitiveness

End user learning curves cost the organization money. Pay attention to your end users' technical ability to determine how important UX is in your purchase.

| LeanIX   |   | Delights         |  | 66% | 89%<br>Usability And Intuitiveness |
|--|---|--|--|-----|------------------------------------|
| LEANIX ENTERPRISE ARCHITECTURE MANAGEMENT<br>TOP PRODUCT |   | Highly Satisfies  |  | 31% |                                    |
|  |   | Almost Satisfies   |  | --  |                                    |
|  |   | Disappoints  |  | 3%  |                                    |
| 2  |  HOPEX Platform                       |                  |  | 85% | 77<br>REVIEWS                      |
| 3  |  ValueBlue                            |                  |  | 84% | 15<br>REVIEWS                      |
| 4  |  Ardoq                              |                |  | 81% | 17<br>REVIEWS                      |
| 5  |  SAMU                               |                |  | 78% | 23<br>REVIEWS                      |
| 6  |  Avolution Abacus                   |                |  | 76% | 15<br>REVIEWS                      |
| 7  |  Sparx Systems Enterprise Architect |                |  | 72% | 18<br>REVIEWS                      |
| 8  |  QualiWare Enterprise Architect     |                |  | 72% | 19<br>REVIEWS                      |
| 9  |  OrbusInfinity                      |                |  | 71% | 24<br>REVIEWS                      |
| 10   |  Capsifi Jalapeno                   |                |  | 70% | 38<br>REVIEWS                      |
| 11   |  Essential Project                  |                |  | 67% | 15<br>REVIEWS                      |
| <b>CATEGORY AVERAGE</b>                                  |   |  |  |     | <b>77%</b>                         |

### PRODUCTS BELOW INELIGIBLE FOR AWARDS DUE TO INSUFFICIENT RECENT REVIEWS

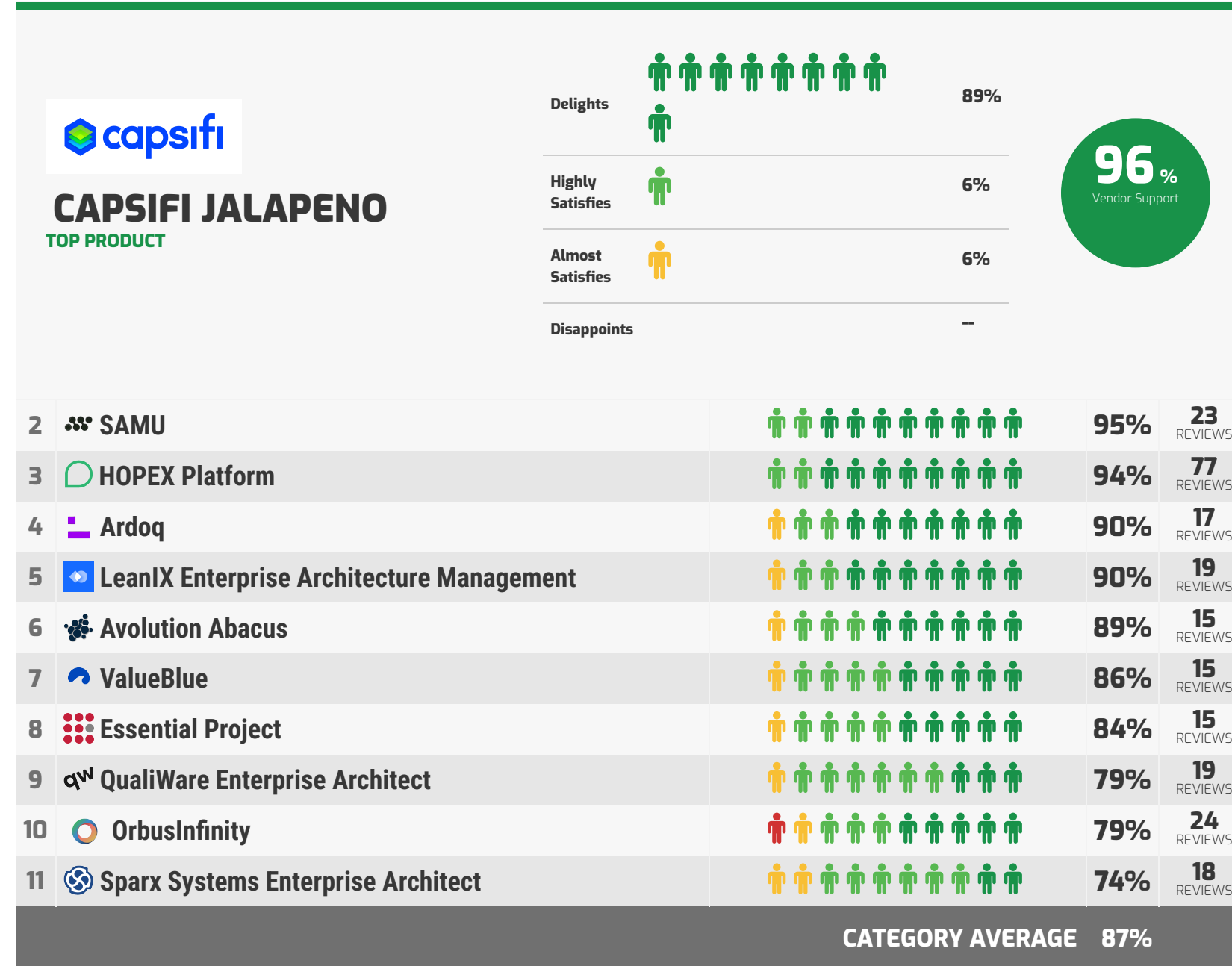
|    |   |  |  |     |               |
|----|---|--|--|-----|---------------|
| -- |  SoftwareAG Alfabet               |  |  | 52% | 16<br>REVIEWS |
| -- |  Bizzdesign Horizzon              |  |  | 59% | 12<br>REVIEWS |
| -- |  SAP PowerDesigner                |  |  | 83% | 10<br>REVIEWS |
| -- |  Planview Enterprise Architecture |  |  | 75% | 6<br>REVIEWS  |

# Vendor Capability Satisfaction









This section provides detailed information on user satisfaction for each vendor capability regarding their product offering(s). Use these pages to dig deeper into areas of particular interest or concern.

## Vendor Support

The importance of vendor support will vary for each organization depending on internal capabilities, but there will always be issues that only the vendor can resolve. Use the data in this section to see which vendors tend to under-serve their product and which will offer quality support.



### PRODUCTS BELOW INELIGIBLE FOR AWARDS DUE TO INSUFFICIENT RECENT REVIEWS

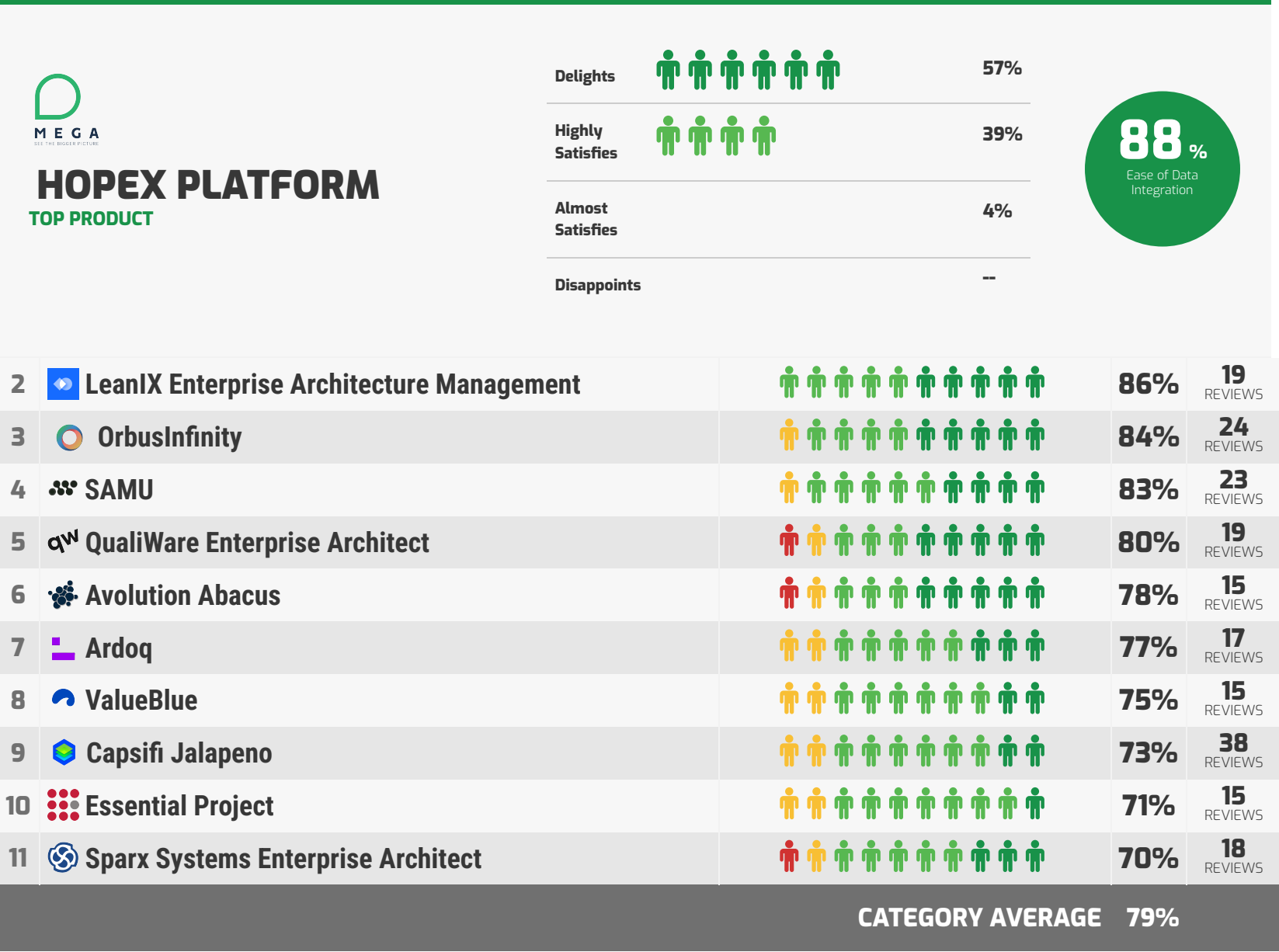
|    |   |  |     |               |
|----|---|--|-----|---------------|
| -- |  SoftwareAG Alfabet               |  | 79% | 16<br>REVIEWS |
| -- |  Bizzdesign Horizzon              |  | 70% | 12<br>REVIEWS |
| -- |  SAP PowerDesigner                |  | 82% | 10<br>REVIEWS |
| -- |  Planview Enterprise Architecture |  | 80% | 6<br>REVIEWS  |

# Vendor Capability Satisfaction

This section provides detailed information on user satisfaction for each vendor capability regarding their product offering(s). Use these pages to dig deeper into areas of particular interest or concern.

## Ease of Data Integration

The ability to integrate with other systems is increasingly important; without this, manual data loading and extraction can be time-consuming and prone to error. Use this section to see which vendors will cause headaches and which will make data integration easy.



PRODUCTS BELOW INELIGIBLE FOR AWARDS DUE TO INSUFFICIENT RECENT REVIEWS

|    |   |  |            |                                     |
|----|---|--|------------|-------------------------------------|
| -- | <b>SoftwareAG Alfabet</b>               |  | <b>67%</b> | <b>16</b><br><small>REVIEWS</small> |
| -- | <b>Bizzdesign Horizzon</b>              |  | <b>57%</b> | <b>12</b><br><small>REVIEWS</small> |
| -- | <b>SAP PowerDesigner</b>                |  | <b>93%</b> | <b>10</b><br><small>REVIEWS</small> |
| -- | <b>Planview Enterprise Architecture</b> |  | <b>73%</b> | <b>6</b><br><small>REVIEWS</small>  |

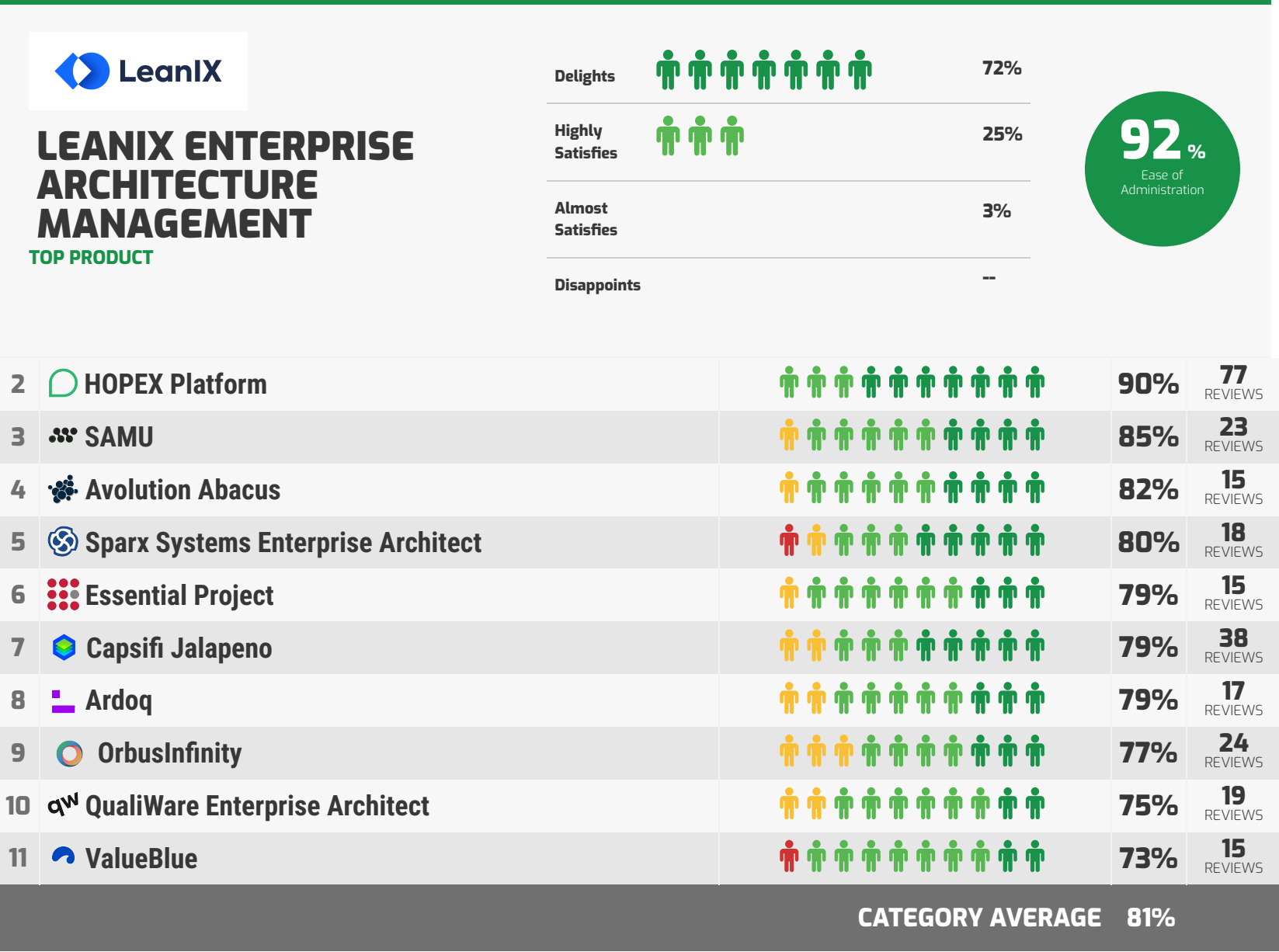


# Vendor Capability Satisfaction

This section provides detailed information on user satisfaction for each vendor capability regarding their product offering(s). Use these pages to dig deeper into areas of particular interest or concern.

## Ease of Administration

Administrative interfaces don't get the same attention as those built for end users, but they shouldn't be clunky or unintuitive. Use the data in this section to determine which vendors make administration easy, so that your IT personnel can resolve issues and perform configurations efficiently and effectively.



PRODUCTS BELOW INELIGIBLE FOR AWARDS DUE TO INSUFFICIENT RECENT REVIEWS

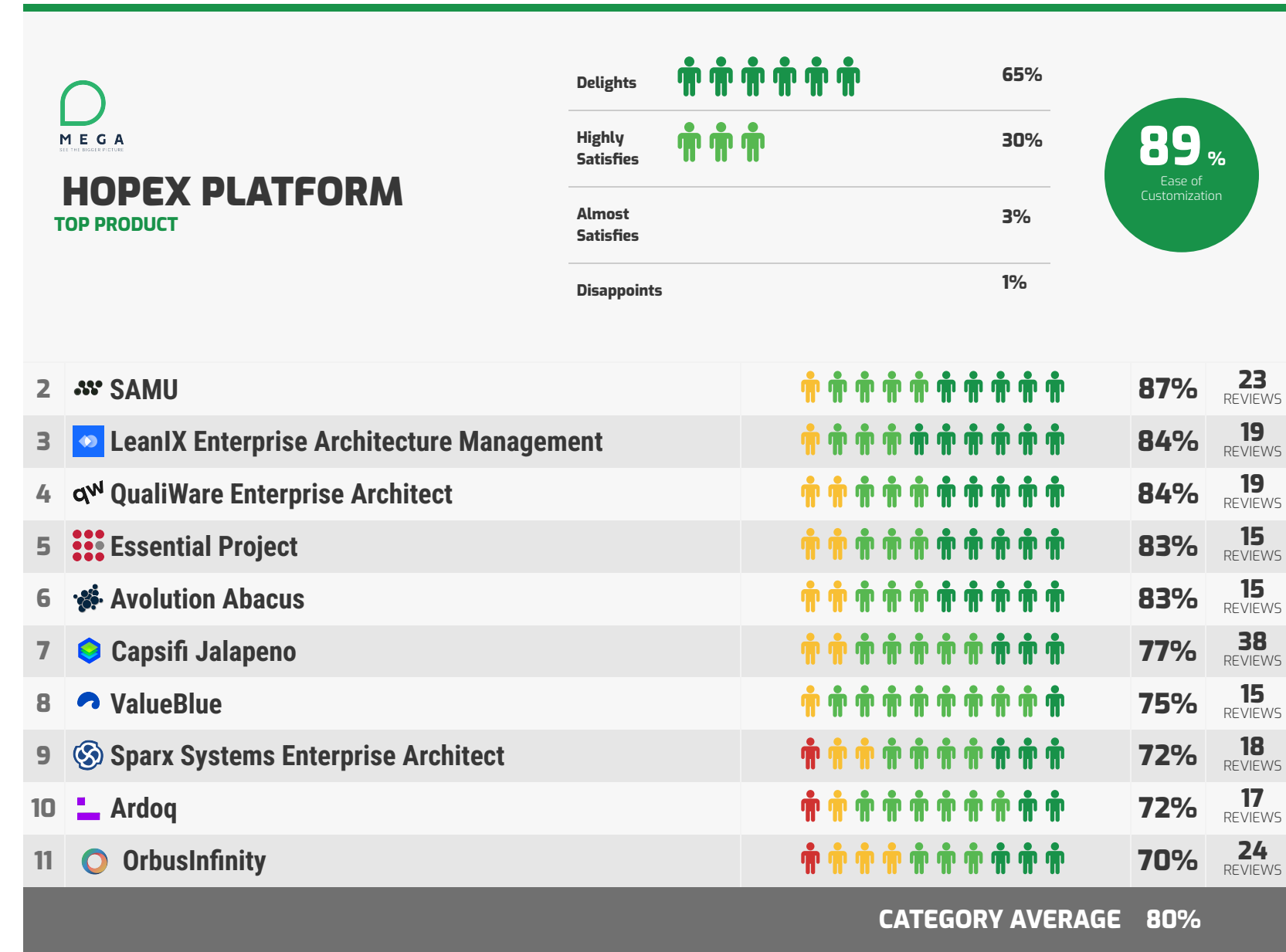
|    |                                  |     |            |
|----|----------------------------------|-----|------------|
| -- | SoftwareAG Alfabet               | 72% | 16 REVIEWS |
| -- | Bizzdesign Horizzon              | 61% | 12 REVIEWS |
| -- | SAP PowerDesigner                | 89% | 10 REVIEWS |
| -- | Planview Enterprise Architecture | 80% | 6 REVIEWS  |

# Vendor Capability Satisfaction

This section provides detailed information on user satisfaction for each vendor capability regarding their product offering(s). Use these pages to dig deeper into areas of particular interest or concern.

## Ease of Customization

Out-of-the-box functionality often isn't enough, especially for niche or industry-specific software, and the reason you're buying rather than building is to save time and money in the first place. Don't get bogged down in a difficult customization; use the data in this section to make sure you can easily achieve the functionality you need for your particular situation.



PRODUCTS BELOW INELIGIBLE FOR AWARDS DUE TO INSUFFICIENT RECENT REVIEWS

|    |                                  |     |    |
|----|----------------------------------|-----|----|
| -- | SoftwareAG Alfabet               | 66% | 16 |
| -- | Bizzdesign Horizzon              | 53% | 12 |
| -- | SAP PowerDesigner                | 89% | 10 |
| -- | Planview Enterprise Architecture | 81% | 6  |

# Vendor Capability Satisfaction

This section provides detailed information on user satisfaction for each vendor capability regarding their product offering(s). Use these pages to dig deeper into areas of particular interest or concern.

## Availability and Quality of Training

Effective and readily available training enables users to get the most out of the software you've chosen. Use this section to make sure your vendor's training programs and materials measure up.

| MEGA HOPEX PLATFORM<br>TOP PRODUCT |   | Delights | Highly Satisfies | Almost Satisfies | Disappoints | Category Average |
|------------------------------------|---|----------|------------------|------------------|-------------|------------------|
|                                    |   | 69%      | 26%              | 5%               | 1%          | 81%              |
| 2                                  | SAMU                                      | 87%      | 23               | REVIEWS          |             |                  |
| 3                                  | QualiWare Enterprise Architect            | 85%      | 19               | REVIEWS          |             |                  |
| 4                                  | Capsifi Jalapeno                          | 85%      | 38               | REVIEWS          |             |                  |
| 5                                  | Ardoq                                     | 84%      | 17               | REVIEWS          |             |                  |
| 6                                  | Avolution Abacus                          | 83%      | 15               | REVIEWS          |             |                  |
| 7                                  | ValueBlue                                 | 80%      | 15               | REVIEWS          |             |                  |
| 8                                  | LeanIX Enterprise Architecture Management | 79%      | 19               | REVIEWS          |             |                  |
| 9                                  | OrbusInfinity                             | 76%      | 24               | REVIEWS          |             |                  |
| 10                                 | Essential Project                         | 73%      | 15               | REVIEWS          |             |                  |
| 11                                 | Sparx Systems Enterprise Architect        | 67%      | 18               | REVIEWS          |             |                  |
| <b>CATEGORY AVERAGE</b>            |   |          |                  |                  |             | <b>81%</b>       |

### PRODUCTS BELOW INELIGIBLE FOR AWARDS DUE TO INSUFFICIENT RECENT REVIEWS

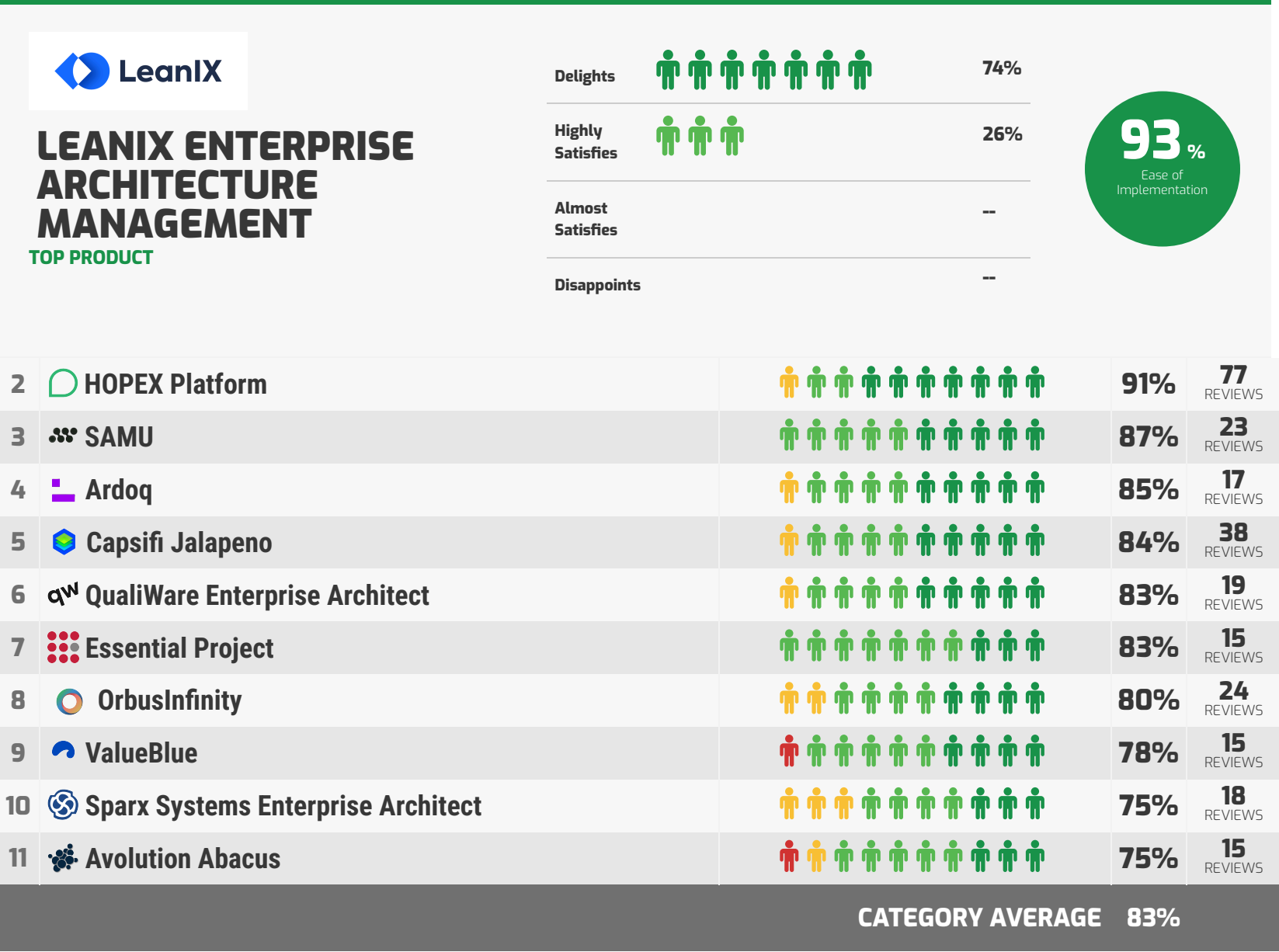
|    |                                  |     |    |         |  |
|----|----------------------------------|-----|----|---------|--|
| -- | SoftwareAG Alfabet               | 78% | 16 | REVIEWS |  |
| -- | Bizzdesign Horizon               | 68% | 12 | REVIEWS |  |
| -- | SAP PowerDesigner                | 75% | 10 | REVIEWS |  |
| -- | Planview Enterprise Architecture | 86% | 6  | REVIEWS |  |

# Vendor Capability Satisfaction

This section provides detailed information on user satisfaction for each vendor capability regarding their product offering(s). Use these pages to dig deeper into areas of particular interest or concern.

## Ease of Implementation

Choosing the right software is only the first step. Successfully implementing the new solution is necessary in order to realize its full value and promote end user adoption. Use the data in this section to determine which software is easy to implement, and which may jeopardize your goals by causing trouble in this stage.



PRODUCTS BELOW INELIGIBLE FOR AWARDS DUE TO INSUFFICIENT RECENT REVIEWS

|    |                                  |  |            |                      |
|----|----------------------------------|--|------------|----------------------|
| -- | SoftwareAG Alfabet               |  | <b>75%</b> | <b>16</b><br>REVIEWS |
| -- | Bizzdesign Horizzon              |  | <b>61%</b> | <b>12</b><br>REVIEWS |
| -- | SAP PowerDesigner                |  | <b>90%</b> | <b>10</b><br>REVIEWS |
| -- | Planview Enterprise Architecture |  | <b>84%</b> | <b>6</b><br>REVIEWS  |



# Product Feature Summary

**MANDATORY FEATURES**

This page summarizes user satisfaction with a variety of product features. While strong and consistent performance across the board is desirable, you may be willing to tolerate low scores on features that don't impact your primary use case or core objectives. Use this high-level data to help plan and structure your product evaluation.

| PRODUCT  | OVERALL FEATURE SATISFACTION | ANALYTICS AND REPORTING | COLLABORATION | DATA VISUALIZATION GIS | PROCESS ARCHITECTURE | REPOSITORY MANAGEMENT | RISK AND FRAUD ASSESSMENT | SOFTWARE DISTRIBUTION |
|--|------------------------------|-------------------------|---------------|------------------------|----------------------|-----------------------|---------------------------|-----------------------|
| <b>HOPEX Platform</b>                            | <b>93%</b>                   | <b>91%</b>              | <b>91%</b>    | <b>93%</b>             | <b>96%</b>           | <b>94%</b>            | <b>89%</b>                | <b>94%</b>            |
| <b>LeanIX Enterprise Architecture Management</b> | <b>88%</b>                   | <b>89%</b>              | <b>90%</b>    | <b>90%</b>             | <b>78%</b>           | <b>90%</b>            | <b>85%</b>                | <b>90%</b>            |
| <b>Ardoq</b>                                     | <b>83%</b>                   | <b>73%</b>              | <b>90%</b>    | <b>85%</b>             | <b>75%</b>           | <b>89%</b>            | <b>80%</b>                | <b>93%</b>            |
| <b>QualiWare Enterprise Architect</b>            | <b>82%</b>                   | <b>76%</b>              | <b>86%</b>    | <b>87%</b>             | <b>91%</b>           | <b>85%</b>            | <b>76%</b>                | <b>76%</b>            |
| <b>Avolution Abacus</b>                          | <b>80%</b>                   | <b>78%</b>              | <b>75%</b>    | <b>83%</b>             | <b>84%</b>           | <b>81%</b>            | <b>76%</b>                | <b>83%</b>            |
| <b>Sparx Systems Enterprise Architect</b>        | <b>77%</b>                   | <b>77%</b>              | <b>83%</b>    | <b>72%</b>             | <b>85%</b>           | <b>79%</b>            | <b>63%</b>                | <b>78%</b>            |
| <b>SAMU</b>                                      | <b>76%</b>                   | <b>76%</b>              | <b>77%</b>    | <b>78%</b>             | <b>76%</b>           | <b>83%</b>            | <b>67%</b>                | <b>76%</b>            |
| <b>ValueBlue</b>                                 | <b>75%</b>                   | <b>66%</b>              | <b>85%</b>    | <b>75%</b>             | <b>83%</b>           | <b>79%</b>            | <b>64%</b>                | <b>72%</b>            |
| <b>OrbusInfinity</b>                             | <b>75%</b>                   | <b>77%</b>              | <b>78%</b>    | <b>67%</b>             | <b>75%</b>           | <b>82%</b>            | <b>64%</b>                | <b>80%</b>            |
| <b>Capsifi Jalapeno</b>                          | <b>72%</b>                   | <b>73%</b>              | <b>76%</b>    | <b>73%</b>             | <b>75%</b>           | <b>76%</b>            | <b>72%</b>                | <b>63%</b>            |
| <b>CATEGORY AVERAGE</b>                          | <b>79%</b>                   | <b>78%</b>              | <b>82%</b>    | <b>80%</b>             | <b>80%</b>           | <b>83%</b>            | <b>73%</b>                | <b>80%</b>            |

# Product Feature Summary

## MANDATORY FEATURES

This page summarizes user satisfaction with a variety of product features. While strong and consistent performance across the board is desirable, you may be willing to tolerate low scores on features that don't impact your primary use case or core objectives. Use this high-level data to help plan and structure your product evaluation.

| PRODUCT                  | OVERALL FEATURE SATISFACTION | ANALYTICS AND REPORTING | COLLABORATION | DATA VISUALIZATION GIS | PROCESS ARCHITECTURE | REPOSITORY MANAGEMENT | RISK AND FRAUD ASSESSMENT | SOFTWARE DISTRIBUTION |
|--------------------------|------------------------------|-------------------------|---------------|------------------------|----------------------|-----------------------|---------------------------|-----------------------|
| <b>Essential Project</b> | <b>72%</b>                   | <b>75%</b>              | <b>71%</b>    | <b>73%</b>             | <b>63%</b>           | <b>81%</b>            | <b>68%</b>                | <b>75%</b>            |
| <b>CATEGORY AVERAGE</b>  | <b>79%</b>                   | <b>78%</b>              | <b>82%</b>    | <b>80%</b>             | <b>80%</b>           | <b>83%</b>            | <b>73%</b>                | <b>80%</b>            |

| PRODUCTS BELOW INELIGIBLE FOR AWARDS DUE TO INSUFFICIENT RECENT REVIEWS |            |            |            |            |            |            |            |            |
|---|------------|------------|------------|------------|------------|------------|------------|------------|
| <b>SoftwareAG Alfabet</b>   | <b>72%</b> | <b>77%</b> | <b>71%</b> | <b>75%</b> | <b>71%</b> | <b>76%</b> | <b>64%</b> | <b>68%</b> |
| <b>Bizzdesign Horizzon</b>  | <b>69%</b> | <b>60%</b> | <b>70%</b> | <b>64%</b> | <b>74%</b> | <b>74%</b> | <b>71%</b> | <b>67%</b> |
| <b>SAP PowerDesigner</b>  | <b>86%</b> | <b>83%</b> | <b>85%</b> | <b>91%</b> | <b>88%</b> | <b>88%</b> | <b>82%</b> | <b>88%</b> |
| <b>Planview Enterprise Architecture</b>                                 | <b>80%</b> | <b>83%</b> | <b>80%</b> | <b>89%</b> | <b>69%</b> | <b>85%</b> | <b>75%</b> | <b>81%</b> |

# Product Feature Summary

## STANDARD FEATURES

This page summarizes user satisfaction with a variety of product features. While strong and consistent performance across the board is desirable, you may be willing to tolerate low scores on features that don't impact your primary use case or core objectives. Use this high-level data to help plan and structure your product evaluation.

| PRODUCT  | OVERALL FEATURE SATISFACTION | DOCUMENT MANAGEMENT | PCI AND EMV COMPATIBLE | PERFORMANCE MANAGEMENT | PROJECT MANAGEMENT |
|--|------------------------------|---------------------|------------------------|------------------------|--------------------|
| <b>HOPEX Platform</b>                            | <b>93%</b>                   | <b>89%</b>          | <b>89%</b>             | <b>90%</b>             | <b>91%</b>         |
| <b>LeanIX Enterprise Architecture Management</b> | <b>88%</b>                   | <b>73%</b>          | <b>82%</b>             | <b>89%</b>             | <b>73%</b>         |
| <b>Ardoq</b>                                     | <b>83%</b>                   | --                  | --                     | --                     | <b>81%</b>         |
| <b>QualiWare Enterprise Architect</b>            | <b>82%</b>                   | <b>76%</b>          | <b>66%</b>             | <b>77%</b>             | <b>72%</b>         |
| <b>Avolution Abacus</b>                          | <b>80%</b>                   | <b>65%</b>          | <b>76%</b>             | <b>82%</b>             | <b>70%</b>         |
| <b>Sparx Systems Enterprise Architect</b>        | <b>77%</b>                   | <b>75%</b>          | <b>69%</b>             | <b>82%</b>             | <b>70%</b>         |
| <b>SAMU</b>                                      | <b>76%</b>                   | --                  | --                     | --                     | <b>67%</b>         |
| <b>ValueBlue</b>                                 | <b>75%</b>                   | --                  | --                     | --                     | <b>69%</b>         |
| <b>OrbusInfinity</b>                             | <b>75%</b>                   | <b>81%</b>          | <b>69%</b>             | <b>72%</b>             | <b>70%</b>         |
| <b>Capsifi Jalapeno</b>                          | <b>72%</b>                   | <b>67%</b>          | <b>59%</b>             | <b>73%</b>             | <b>68%</b>         |
| <b>CATEGORY AVERAGE</b>                          | <b>79%</b>                   | <b>75%</b>          | <b>73%</b>             | <b>81%</b>             | <b>72%</b>         |

# Product Feature Summary

**STANDARD FEATURES**

This page summarizes user satisfaction with a variety of product features. While strong and consistent performance across the board is desirable, you may be willing to tolerate low scores on features that don't impact your primary use case or core objectives. Use this high-level data to help plan and structure your product evaluation.

| PRODUCT                  | OVERALL FEATURE SATISFACTION | DOCUMENT MANAGEMENT | PCI AND EMV COMPATIBLE | PERFORMANCE MANAGEMENT | PROJECT MANAGEMENT |
|--------------------------|------------------------------|---------------------|------------------------|------------------------|--------------------|
| <b>Essential Project</b> | <b>72%</b>                   | --                  | --                     | --                     | <b>64%</b>         |
| <b>CATEGORY AVERAGE</b>  | <b>79%</b>                   | <b>75%</b>          | <b>73%</b>             | <b>81%</b>             | <b>72%</b>         |

| PRODUCTS BELOW INELIGIBLE FOR AWARDS DUE TO INSUFFICIENT RECENT REVIEWS |            |            |            |            |            |
|---|------------|------------|------------|------------|------------|
| <b>SoftwareAG Alfabet</b>   | <b>72%</b> | <b>63%</b> | <b>63%</b> | <b>70%</b> | <b>67%</b> |
| <b>Bizzdesign Horizzon</b>  | <b>69%</b> | <b>57%</b> | <b>51%</b> | <b>63%</b> | <b>60%</b> |
| <b>SAP PowerDesigner</b>  | <b>86%</b> | <b>87%</b> | <b>81%</b> | <b>86%</b> | <b>79%</b> |
| <b>Planview Enterprise Architecture</b>                                 | <b>80%</b> | <b>75%</b> | <b>80%</b> | <b>73%</b> | <b>81%</b> |



# Product Feature Satisfaction

This section provides detailed information on user satisfaction for each product feature. Use these pages to dig deeper into areas of particular interest or concern.

## Product Features

This table lists and describes all the features that are evaluated in the Enterprise Architecture software category. For your convenience, these descriptions are repeated under the feature subheadings in the subsequent pages.

### Mandatory Features

#### Analytics and Reporting

Includes historical & real-time dashboard visualizations, detailed & summary reporting and easy data extraction for data analysis.

#### Collaboration

Includes ability to view, share and direct work between co-workers in real or near real-time.

#### Data Visualization GIS

Thematic visualization with the ability to change views, including color, pattern/icon, dot-density, chart, scaled-symbol, and 3D prism themes

### Standard Features

#### Document Management

Includes features such as check-in/check-out and versioning controls on documents and artifacts.

#### PCI and EMV Compatible

Includes system monitoring, remote access control, security alarms, and sensors.

#### Process Architecture

Includes business process, policy, procedure, and project reviews.

#### Repository Management

Includes storage, access control, and locking of files.

#### Risk and Fraud Assessment

Includes the ability to document, mitigate, and respond to project risk conditions across the portfolio and detect instances of potential fraudulent claims.

#### Software Distribution

Includes electronic data interchange, document management, and financial reporting and analysis.

#### Performance Management

Includes all aspects of performance appraisals and review design: rollout, conducting, tracking, measurement, and goal attainment.

#### Project Management

Includes support for elements of individual project management such as phase, task, resource, duration and budget, with Gantt and WBS views.

# Product Feature Satisfaction

This section provides detailed information on user satisfaction for each product feature. Use these pages to dig deeper into areas of particular interest or concern.

## Analytics and Reporting

**Mandatory Feature**

Includes historical & real-time dashboard visualizations, detailed & summary reporting and easy data extraction for data analysis.



### HOPEX PLATFORM TOP PRODUCT

|                  |  |     |
|------------------|--|-----|
| Delights         |  | 67% |
| Highly Satisfies |  | 32% |
| Almost Satisfies |  | 1%  |
| Disappoints      |  | --  |



|                         |   |  |            |            |
|-------------------------|---|--|------------|------------|
| 2                       | LeanIX Enterprise Architecture Management |  | 89%        | 19 REVIEWS |
| 3                       | Avolution Abacus                          |  | 78%        | 15 REVIEWS |
| 4                       | OrbusInfinity                             |  | 77%        | 24 REVIEWS |
| 5                       | Sparx Systems Enterprise Architect        |  | 77%        | 18 REVIEWS |
| 6                       | SAMU                                      |  | 76%        | 23 REVIEWS |
| 7                       | QualiWare Enterprise Architect            |  | 76%        | 19 REVIEWS |
| 8                       | Essential Project                         |  | 75%        | 15 REVIEWS |
| 9                       | Ardoq                                     |  | 73%        | 17 REVIEWS |
| 10                      | Capsifi Jalapeno                          |  | 73%        | 38 REVIEWS |
| 11                      | ValueBlue                                 |  | 66%        | 15 REVIEWS |
| <b>CATEGORY AVERAGE</b> |   |  | <b>78%</b> |            |

#### PRODUCTS BELOW INELIGIBLE FOR AWARDS DUE TO INSUFFICIENT RECENT REVIEWS

|    |                                  |  |     |            |
|----|----------------------------------|--|-----|------------|
| -- | SoftwareAG Alfabet               |  | 77% | 16 REVIEWS |
| -- | Bizzdesign Horizzon              |  | 60% | 12 REVIEWS |
| -- | SAP PowerDesigner                |  | 83% | 10 REVIEWS |
| -- | Planview Enterprise Architecture |  | 83% | 6 REVIEWS  |

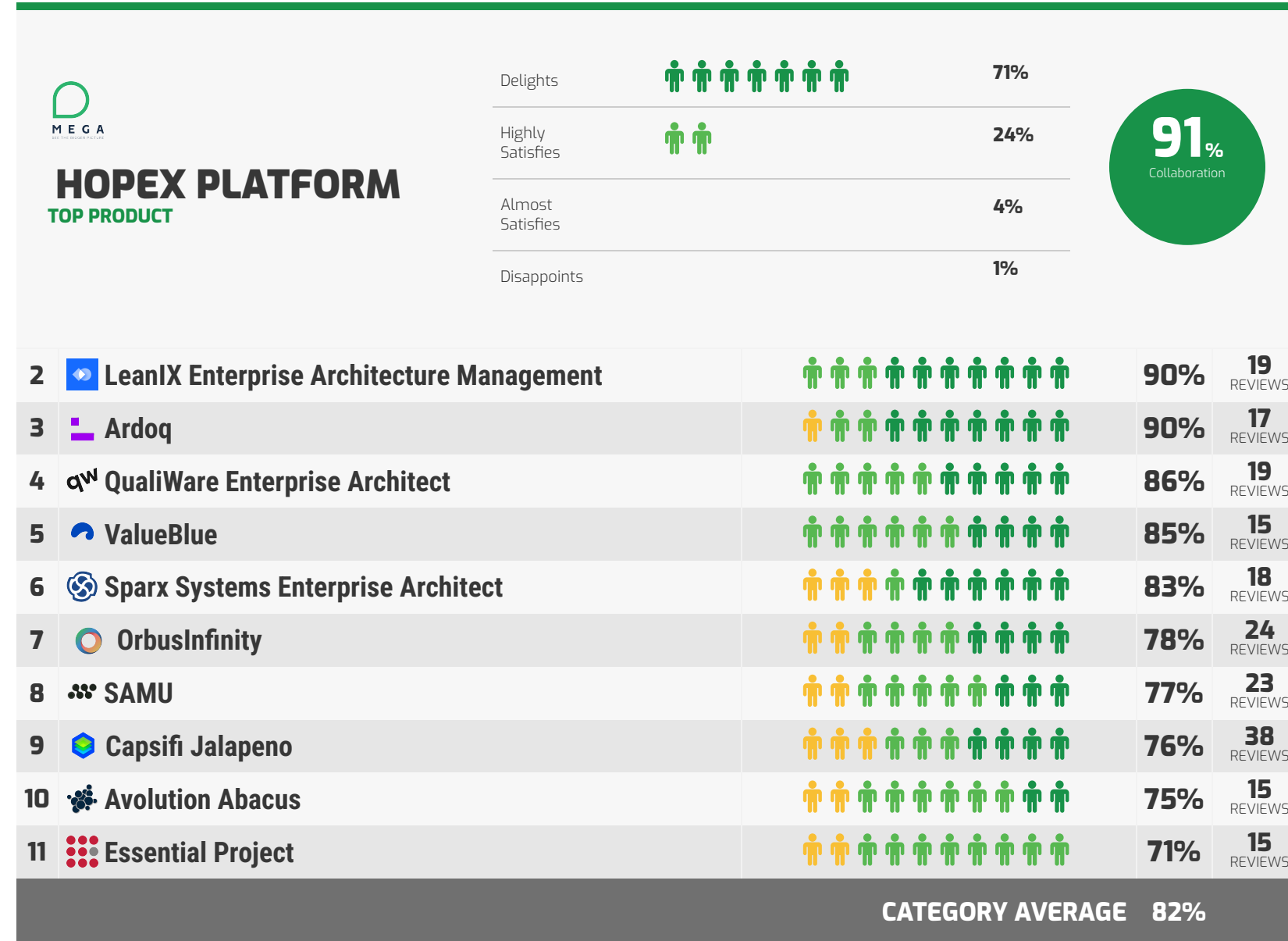
# Product Feature Satisfaction

This section provides detailed information on user satisfaction for each product feature. Use these pages to dig deeper into areas of particular interest or concern.

## Collaboration

### Mandatory Feature

Includes ability to view, share and direct work between co-workers in real or near real-time.



### PRODUCTS BELOW INELIGIBLE FOR AWARDS DUE TO INSUFFICIENT RECENT REVIEWS

|    |                                  |     |    |
|----|----------------------------------|-----|----|
| -- | SoftwareAG Alfabet               | 71% | 16 |
| -- | Bizzdesign Horizzon              | 70% | 12 |
| -- | SAP PowerDesigner                | 85% | 10 |
| -- | Planview Enterprise Architecture | 80% | 6  |

# Product Feature Satisfaction

This section provides detailed information on user satisfaction for each product feature. Use these pages to dig deeper into areas of particular interest or concern.

## Data Visualization GIS

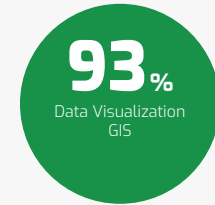
Mandatory Feature

Thematic visualization with the ability to change views, including color, pattern/icon, dot-density, chart, scaled-symbol, and 3D prism themes



### HOPEX PLATFORM TOP PRODUCT

|                  |  |     |
|------------------|--|-----|
| Delights         |  | 75% |
| Highly Satisfies |  | 22% |
| Almost Satisfies |  | 4%  |
| Disappoints      |  | --  |



|                         |   |  |            |            |
|-------------------------|---|--|------------|------------|
| 2                       | LeanIX Enterprise Architecture Management |  | 90%        | 19 REVIEWS |
| 3                       | QualiWare Enterprise Architect            |  | 87%        | 19 REVIEWS |
| 4                       | Ardoq                                     |  | 85%        | 17 REVIEWS |
| 5                       | Avolution Abacus                          |  | 83%        | 15 REVIEWS |
| 6                       | SAMU                                      |  | 78%        | 23 REVIEWS |
| 7                       | ValueBlue                                 |  | 75%        | 15 REVIEWS |
| 8                       | Essential Project                         |  | 73%        | 15 REVIEWS |
| 9                       | Capsifi Jalapeno                          |  | 73%        | 38 REVIEWS |
| 10                      | Sparx Systems Enterprise Architect        |  | 72%        | 18 REVIEWS |
| 11                      | OrbusInfinity                             |  | 67%        | 24 REVIEWS |
| <b>CATEGORY AVERAGE</b> |   |  | <b>80%</b> |            |

#### PRODUCTS BELOW INELIGIBLE FOR AWARDS DUE TO INSUFFICIENT RECENT REVIEWS

|    |                                  |  |     |            |
|----|----------------------------------|--|-----|------------|
| -- | SoftwareAG Alfabet               |  | 75% | 16 REVIEWS |
| -- | Bizzdesign Horizzon              |  | 64% | 12 REVIEWS |
| -- | SAP PowerDesigner                |  | 91% | 10 REVIEWS |
| -- | Planview Enterprise Architecture |  | 89% | 6 REVIEWS  |

# Product Feature Satisfaction

This section provides detailed information on user satisfaction for each product feature. Use these pages to dig deeper into areas of particular interest or concern.

## Process Architecture

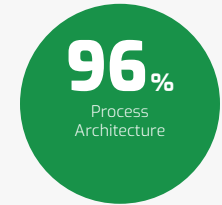
### Mandatory Feature

Includes business process, policy, procedure, and project reviews.



### HOPEX PLATFORM TOP PRODUCT

|                  |    |     |
|------------------|----|-----|
| Delights         |    | 84% |
| Highly Satisfies |    | 16% |
| Almost Satisfies | -- | --  |
| Disappoints      | -- | --  |



|                         |   |  |            |            |
|-------------------------|---|--|------------|------------|
| 2                       | QualiWare Enterprise Architect            |  | 91%        | 19 REVIEWS |
| 3                       | Sparx Systems Enterprise Architect        |  | 85%        | 18 REVIEWS |
| 4                       | Avolution Abacus                          |  | 84%        | 15 REVIEWS |
| 5                       | ValueBlue                                 |  | 83%        | 15 REVIEWS |
| 6                       | LeanIX Enterprise Architecture Management |  | 78%        | 19 REVIEWS |
| 7                       | SAMU                                      |  | 76%        | 23 REVIEWS |
| 8                       | OrbusInfinity                             |  | 75%        | 24 REVIEWS |
| 9                       | Ardoq                                     |  | 75%        | 17 REVIEWS |
| 10                      | Capsifi Jalapeno                          |  | 75%        | 38 REVIEWS |
| 11                      | Essential Project                         |  | 63%        | 15 REVIEWS |
| <b>CATEGORY AVERAGE</b> |   |  | <b>80%</b> |            |

#### PRODUCTS BELOW INELIGIBLE FOR AWARDS DUE TO INSUFFICIENT RECENT REVIEWS

|    |                                  |  |     |            |
|----|----------------------------------|--|-----|------------|
| -- | SoftwareAG Alfabet               |  | 71% | 16 REVIEWS |
| -- | Bizzdesign Horizzon              |  | 74% | 12 REVIEWS |
| -- | SAP PowerDesigner                |  | 88% | 10 REVIEWS |
| -- | Planview Enterprise Architecture |  | 69% | 6 REVIEWS  |



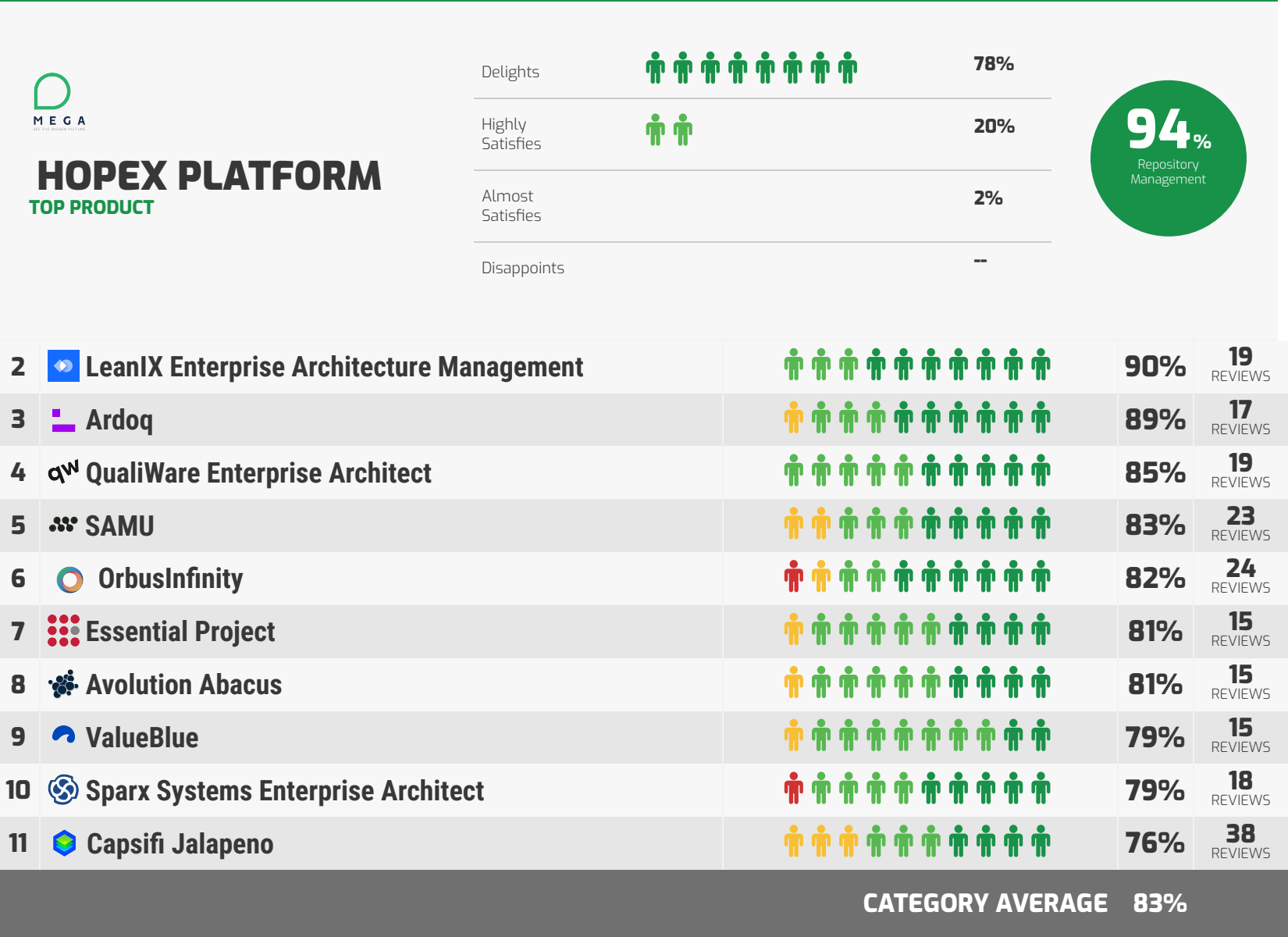
# Product Feature Satisfaction

This section provides detailed information on user satisfaction for each product feature. Use these pages to dig deeper into areas of particular interest or concern.

## Repository Management

**Mandatory Feature**

Includes storage, access control, and locking of files.



PRODUCTS BELOW INELIGIBLE FOR AWARDS DUE TO INSUFFICIENT RECENT REVIEWS

|    |                                  |     |            |
|----|----------------------------------|-----|------------|
| -- | SoftwareAG Alfabet               | 76% | 16 REVIEWS |
| -- | Bizzdesign Horizzon              | 74% | 12 REVIEWS |
| -- | SAP PowerDesigner                | 88% | 10 REVIEWS |
| -- | Planview Enterprise Architecture | 85% | 6 REVIEWS  |

# Product Feature Satisfaction

This section provides detailed information on user satisfaction for each product feature. Use these pages to dig deeper into areas of particular interest or concern.

## Risk and Fraud Assessment

### Mandatory Feature

Includes the ability to document, mitigate, and respond to project risk conditions across the portfolio and detect instances of potential fraudulent claims.



### HOPEX PLATFORM TOP PRODUCT

|                  |  |     |
|------------------|--|-----|
| Delights         |  | 60% |
| Highly Satisfies |  | 37% |
| Almost Satisfies |  | 3%  |
| Disappoints      |  | --  |



|                         |   |  |            |            |
|-------------------------|---|--|------------|------------|
| 2                       | LeanIX Enterprise Architecture Management |  | 85%        | 19 REVIEWS |
| 3                       | Ardoq                                     |  | 80%        | 17 REVIEWS |
| 4                       | Avolution Abacus                          |  | 76%        | 15 REVIEWS |
| 5                       | QualiWare Enterprise Architect            |  | 76%        | 19 REVIEWS |
| 6                       | Capsifi Jalapeno                          |  | 72%        | 38 REVIEWS |
| 7                       | Essential Project                         |  | 68%        | 15 REVIEWS |
| 8                       | SAMU                                      |  | 67%        | 23 REVIEWS |
| 9                       | OrbusInfinity                             |  | 64%        | 24 REVIEWS |
| 10                      | ValueBlue                                 |  | 64%        | 15 REVIEWS |
| 11                      | Sparx Systems Enterprise Architect        |  | 63%        | 18 REVIEWS |
| <b>CATEGORY AVERAGE</b> |   |  | <b>73%</b> |            |

#### PRODUCTS BELOW INELIGIBLE FOR AWARDS DUE TO INSUFFICIENT RECENT REVIEWS

|    |                                  |  |     |            |
|----|----------------------------------|--|-----|------------|
| -- | SoftwareAG Alfabet               |  | 64% | 16 REVIEWS |
| -- | Bizzdesign Horizzon              |  | 71% | 12 REVIEWS |
| -- | SAP PowerDesigner                |  | 82% | 10 REVIEWS |
| -- | Planview Enterprise Architecture |  | 75% | 6 REVIEWS  |

# Product Feature Satisfaction

This section provides detailed information on user satisfaction for each product feature. Use these pages to dig deeper into areas of particular interest or concern.

## Software Distribution

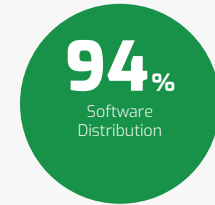
### Mandatory Feature

Includes electronic data interchange, document management, and financial reporting and analysis.



### HOPEX PLATFORM TOP PRODUCT

|                  |    |     |
|------------------|----|-----|
| Delights         |    | 75% |
| Highly Satisfies |    | 25% |
| Almost Satisfies | -- | --  |
| Disappoints      | -- | --  |



|                         |   |  |            |            |
|-------------------------|---|--|------------|------------|
| 2                       | Ardoq                                     |  | 93%        | 17 REVIEWS |
| 3                       | LeanIX Enterprise Architecture Management |  | 90%        | 19 REVIEWS |
| 4                       | Avolution Abacus                          |  | 83%        | 15 REVIEWS |
| 5                       | OrbusInfinity                             |  | 80%        | 24 REVIEWS |
| 6                       | Sparx Systems Enterprise Architect        |  | 78%        | 18 REVIEWS |
| 7                       | QualiWare Enterprise Architect            |  | 76%        | 19 REVIEWS |
| 8                       | SAMU                                      |  | 76%        | 23 REVIEWS |
| 9                       | Essential Project                         |  | 75%        | 15 REVIEWS |
| 10                      | ValueBlue                                 |  | 72%        | 15 REVIEWS |
| 11                      | Capsifi Jalapeno                          |  | 63%        | 38 REVIEWS |
| <b>CATEGORY AVERAGE</b> |   |  | <b>80%</b> |            |

#### PRODUCTS BELOW INELIGIBLE FOR AWARDS DUE TO INSUFFICIENT RECENT REVIEWS

|    |                                  |  |     |            |
|----|----------------------------------|--|-----|------------|
| -- | SoftwareAG Alfabet               |  | 68% | 16 REVIEWS |
| -- | Bizzdesign Horizzon              |  | 67% | 12 REVIEWS |
| -- | SAP PowerDesigner                |  | 88% | 10 REVIEWS |
| -- | Planview Enterprise Architecture |  | 81% | 6 REVIEWS  |

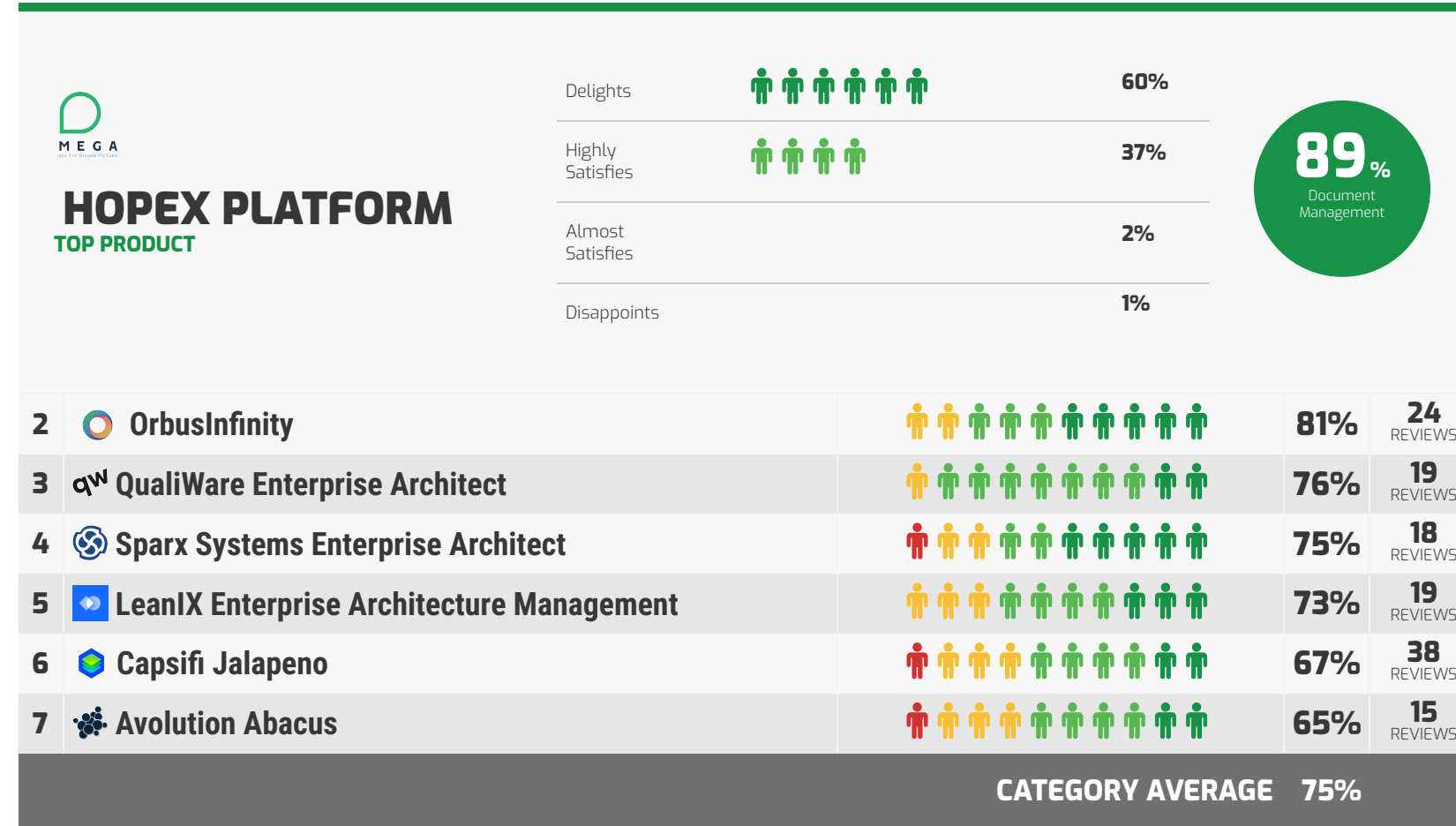
# Product Feature Satisfaction

This section provides detailed information on user satisfaction for each product feature. Use these pages to dig deeper into areas of particular interest or concern.

## Document Management

Standard Feature

Includes features such as check-in/check-out and versioning controls on documents and artifacts.



PRODUCTS BELOW INELIGIBLE FOR AWARDS DUE TO INSUFFICIENT RECENT REVIEWS

|    |                                  |     |    |
|----|----------------------------------|-----|----|
| -- | SoftwareAG Alfabet               | 63% | 16 |
| -- | Bizzdesign Horizon               | 57% | 12 |
| -- | SAP PowerDesigner                | 87% | 10 |
| -- | Planview Enterprise Architecture | 75% | 6  |

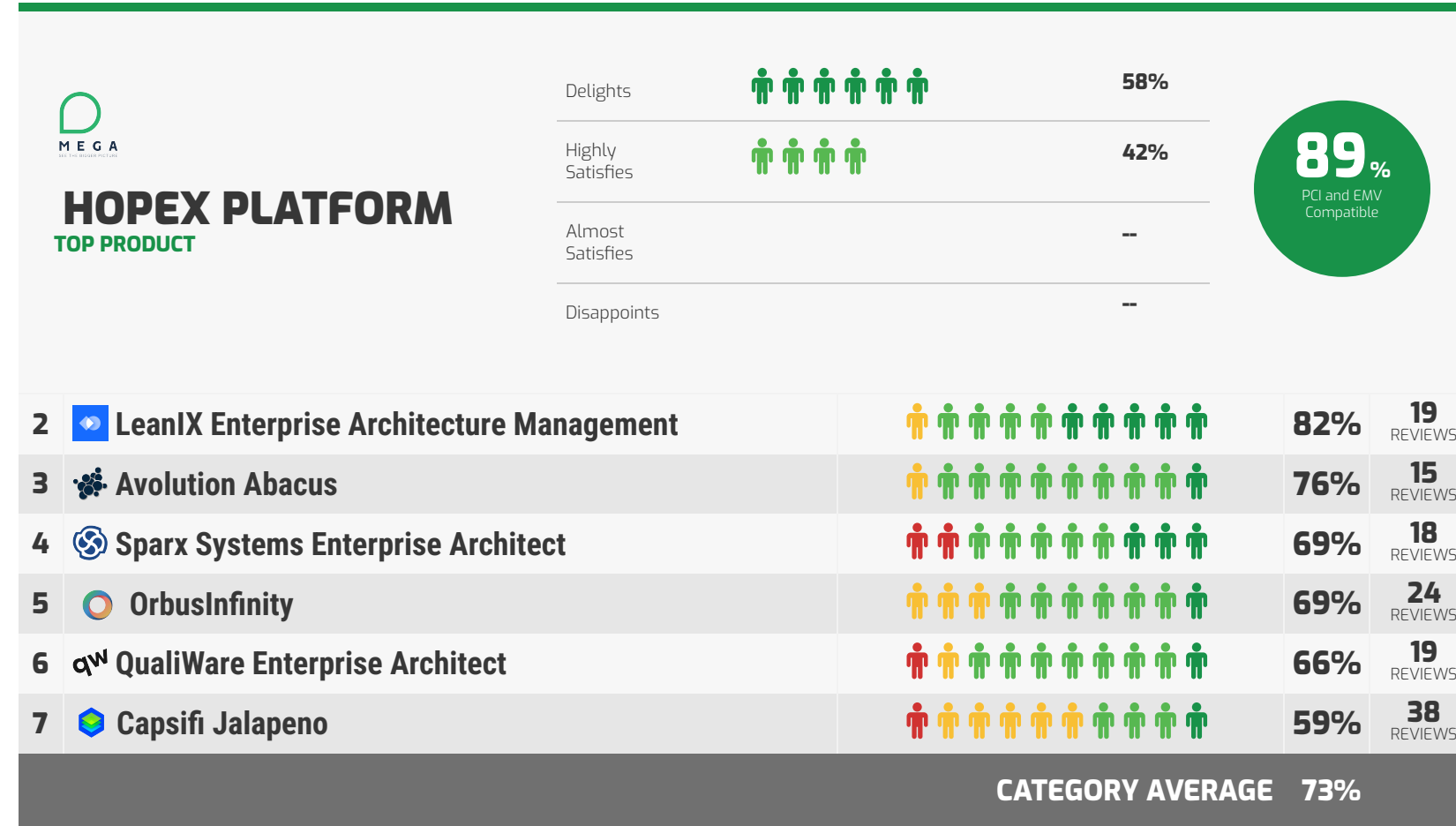
# Product Feature Satisfaction

This section provides detailed information on user satisfaction for each product feature. Use these pages to dig deeper into areas of particular interest or concern.

## PCI and EMV Compatible

Standard Feature

Includes system monitoring, remote access control, security alarms, and sensors.



PRODUCTS BELOW INELIGIBLE FOR AWARDS DUE TO INSUFFICIENT RECENT REVIEWS

|    |                                  |     |    |
|----|----------------------------------|-----|----|
| -- | SoftwareAG Alfabet               | 63% | 16 |
| -- | Bizzdesign Horizon               | 51% | 12 |
| -- | SAP PowerDesigner                | 81% | 10 |
| -- | Planview Enterprise Architecture | 80% | 6  |

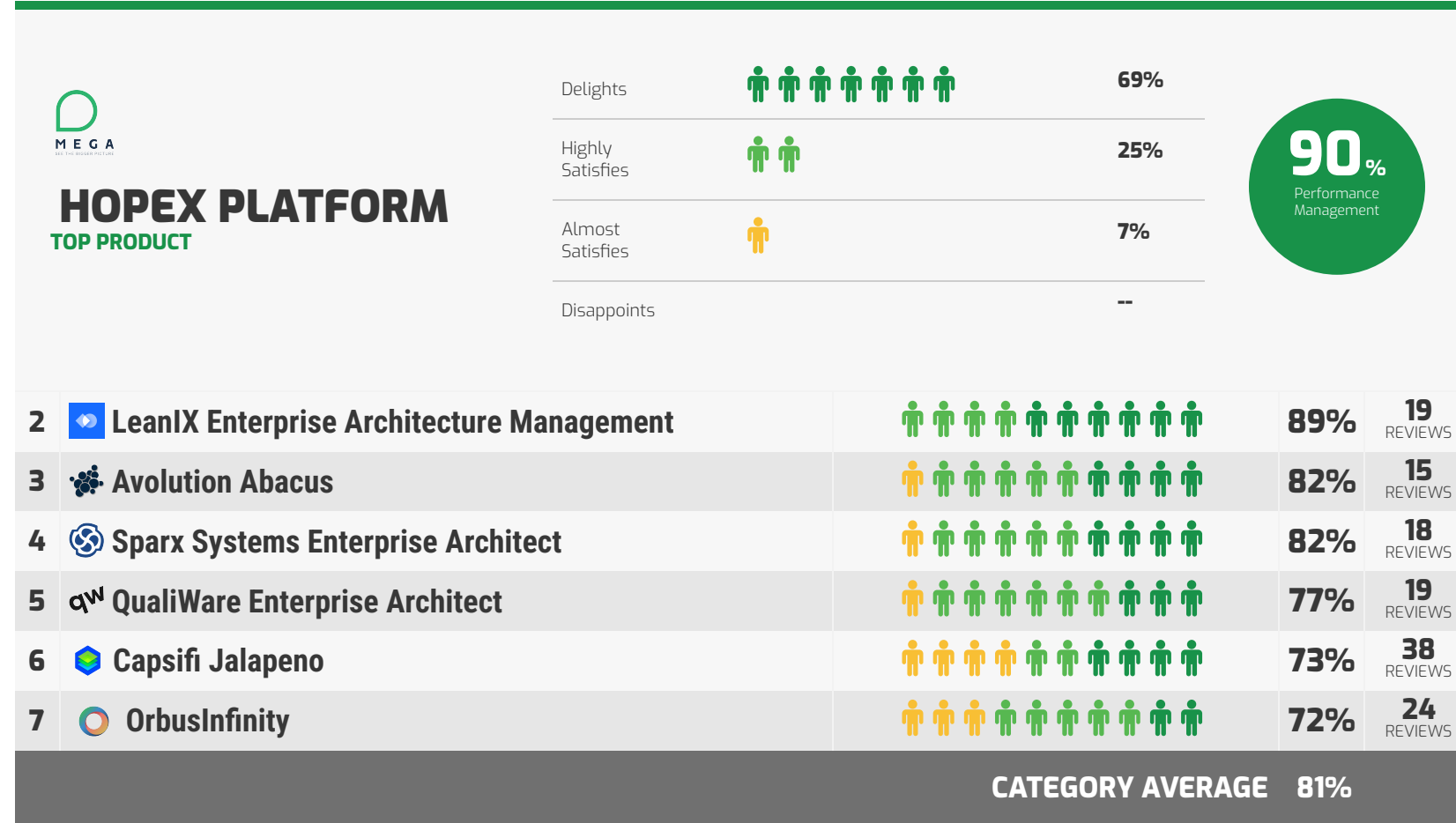
# Product Feature Satisfaction

This section provides detailed information on user satisfaction for each product feature. Use these pages to dig deeper into areas of particular interest or concern.

## Performance Management

Standard Feature

Includes all aspects of performance appraisals and review design: rollout, conducting, tracking, measurement, and goal attainment.



PRODUCTS BELOW INELIGIBLE FOR AWARDS DUE TO INSUFFICIENT RECENT REVIEWS

|    |                                  |     |    |
|----|----------------------------------|-----|----|
| -- | SoftwareAG Alfabet               | 70% | 16 |
| -- | Bizzdesign Horizon               | 63% | 12 |
| -- | SAP PowerDesigner                | 86% | 10 |
| -- | Planview Enterprise Architecture | 73% | 6  |



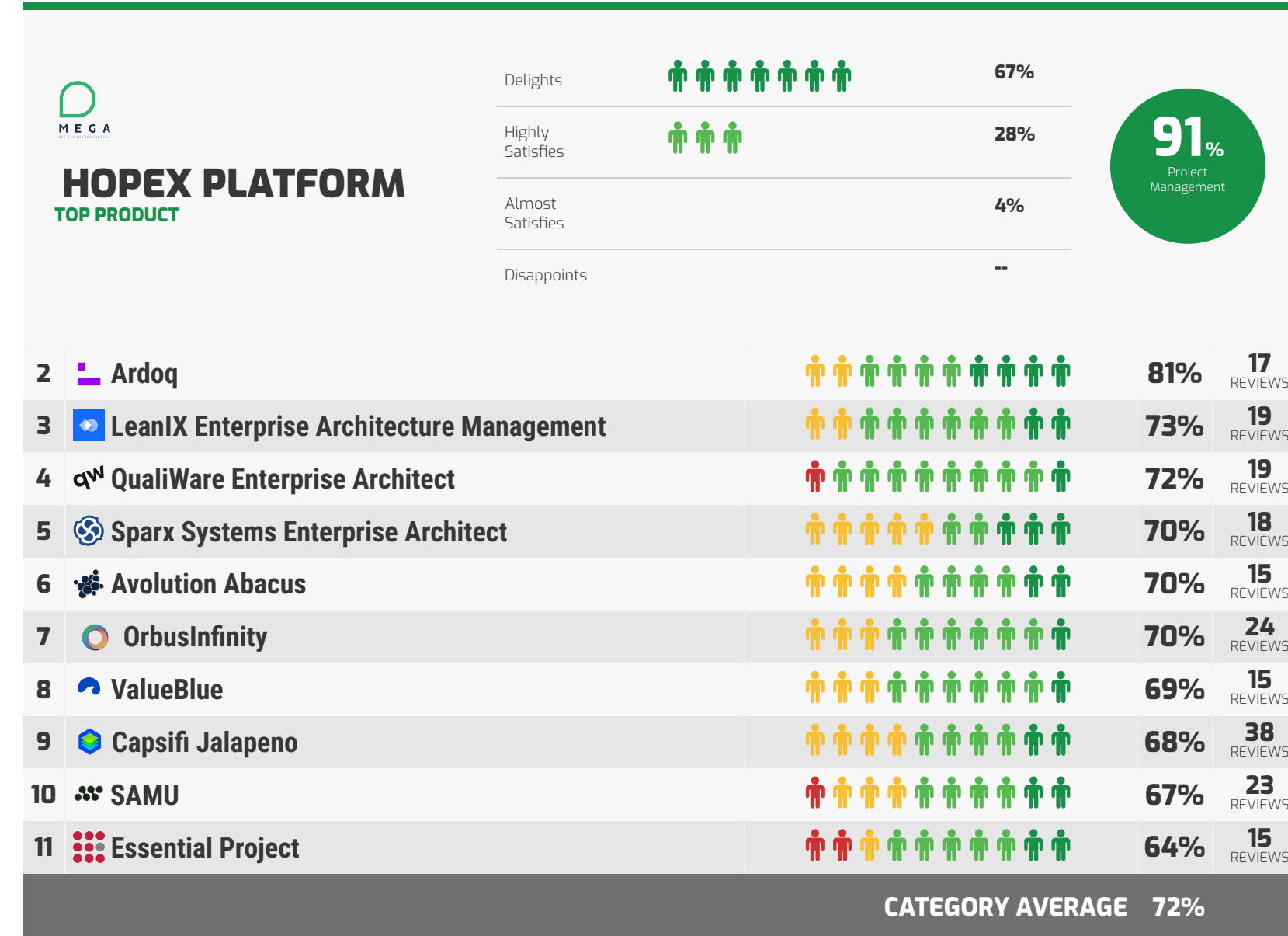
# Product Feature Satisfaction

This section provides detailed information on user satisfaction for each product feature. Use these pages to dig deeper into areas of particular interest or concern.

## Project Management

Standard Feature

Includes support for elements of individual project management such as phase, task, resource, duration and budget, with Gantt and WBS views.



### PRODUCTS BELOW INELIGIBLE FOR AWARDS DUE TO INSUFFICIENT RECENT REVIEWS

|    |                                  |   |   |   |   |     |            |
|----|----------------------------------|---|---|---|---|-----|------------|
| -- | SoftwareAG Alfabet               | 7 | 3 | 0 | 0 | 67% | 16 REVIEWS |
| -- | Bizzdesign Horizzon              | 6 | 3 | 1 | 0 | 60% | 12 REVIEWS |
| -- | SAP PowerDesigner                | 7 | 2 | 0 | 1 | 79% | 10 REVIEWS |
| -- | Planview Enterprise Architecture | 7 | 1 | 0 | 2 | 81% | 6 REVIEWS  |